



Ventura County Community College District

761 EAST DAILY DRIVE, SUITE 200, CAMARILLO, CALIFORNIA 93010

PH: 805-652-5500 FAX: 805-652-7700

WWW.VCCCD.EDU

DR. GREG GILLESPIE
CHANCELLOR

ANNUAL REPORT FOR THE VENTURA COUNTY COMMUNITY COLLEGE DISTRICT FUTURIS TRUST JULY 2018

The Ventura County Community College District has established the Futuris Public Entity Investment Trust. This Trust is an IRS Section 115 Trust that is used for the purposes of investment and disbursement of funds irrevocably designated by the District for the payment of its obligations to eligible employees and former employees of the District and their eligible dependents and beneficiaries for life, sick, hospitalization, major medical, accident, disability, dental and other similar benefits (sometimes referred to as "other post-employment benefits," or "OPEB.") This Trust was established and is managed in compliance with the applicable Governmental Accounting Standards Board (GASB) standards for OPEB. GASB Statements 74 and 75 set the accounting standard for public sector employers to identify and report their (OPEB) liabilities.

The District has created a Retirement Board of Authority consisting of District Personnel to oversee and run the Futuris Trust. Benefit Trust Company is the qualified Discretionary Trustee for asset and fiduciary management and investment policy development. Keenan & Associates is the Program Coordinator for the Futuris Trust providing oversight of the Futuris program and guidance to the District.

Attached to this notice is the most recent annual statement for the Trust. This statement shows (as of the date of the statement); the total assets in the Trust, the market value, the book value, all contribution and distribution activity (including all fees and expenses associated with the Trust), income activity, purchase activity, sale activity, and realized gains and losses. Please note that the Trust is not itself an employee benefit plan. Rather, the assets in the Trust are irrevocably designated for the funding of employee benefit plans. You are being provided this information pursuant to California Government Code Section 53216.4.

For more information regarding the Futuris Public Entity Investment Trust, please contact David El Fattal, Vice Chancellor, Business and Administrative Services at (805) 652-5536 with the Ventura County Community College District.

BENEFIT TRUST COMPANY HEREBY
CERTIFIES THIS ANNUAL TRUST STATEMENT FURNISHED
PURSUANT TO 29 CFR 2520.103-5(C) IS COMPLETE
AND ACCURATE.

(AUTHORIZED SIGNATURE)

RBOA FUTURIS

KS 66211

ACCOUNT NUMBER 115150004910

FOR THE PERIOD FROM 07/01/2017 TO 06/30/2018

THE PLAN ADMINISTRATOR WILL BE DEEMED TO APPROVE THIS REPORT UNLESS IT SUBMITS WRITTEN OBJECTIONS
OR PROPOSED CORRECTIONS THERETO WITHIN NINETY (90) CALENDAR DAYS FOLLOWING THE END OF THE PERIOD
COVERED IN THE REPORT.

TRUST EB FORMAT

Statement Period
Account Number

07/01/2017 through 06/30/2018
115150004910

Contents

Summary Of Fund	1
Asset Summary As Of 06/30/2018	2
Summary Of Cash Receipts And Disbursements	6
Schedule Of Income	7
Schedule Of Fees And Other Expenses	23
Schedule Of Miscellaneous Transactions	26
Schedule Of Purchases	27
Schedule Of Sales	44
Schedule Of Unrealized Gains & Losses	75
Balance Sheet	78
Schedule Of Prior Period Trades Settled	80
Schedule Of Pending Trades End Of Period	82

TRUST EB FORMAT

Statement Period
Account Number

07/01/2017 through 06/30/2018
115150004910

Summary Of Fund

MARKET VALUE AS OF 07/01/2017		19,744,169.65
EARNINGS		
NET INCOME CASH RECEIPTS	798,450.92	
FEES AND OTHER EXPENSES	77,858.21 -	
REALIZED GAIN OR LOSS	158,687.18	
UNREALIZED GAIN OR LOSS	487,079.15	
TOTAL EARNINGS		1,366,359.04
TOTAL MARKET VALUE AS OF 06/30/2018		21,110,528.69

TRUST EB FORMAT

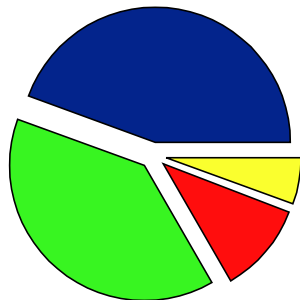
Statement Period
Account Number

07/01/2017 through 06/30/2018
115150004910

Asset Summary As Of 06/30/2018

DESCRIPTION	MARKET VALUE	AVG COST	% OF PORT
MUTUAL FUND - FIXED INCOME	8,237,662.43	8,366,986.57	39
MUTUAL FUND - DOMESTIC EQUITY	9,369,927.80	8,082,814.12	44
MUTUAL FUND - INTERNATIONAL EQUITY	2,311,345.61	1,948,546.37	11
MUTUAL FUND - REAL ESTATE	1,191,592.85	1,162,229.62	6
TOTAL INVESTMENTS	21,110,528.69	19,560,576.68	
CASH	24,766.84		
DUE FROM BROKER	0.00		
DUE TO BROKER	24,766.84		
TOTAL MARKET VALUE	21,110,528.69		

Ending Asset Allocation



44.4%	■	MUTUAL FUND - DOMESTIC EQUITY	9,369,927.80
39.0%	■	MUTUAL FUND - FIXED INCOME	8,237,662.43
11.0%	■	MUTUAL FUND - INTERNATIONAL EQUI	2,311,345.61
5.6%	■	MUTUAL FUND - REAL ESTATE	1,191,592.85
100.0%		Total	21,110,528.69

TRUST EB FORMAT

Statement Period
Account Number

07/01/2017 through 06/30/2018
115150004910

Asset Detail As Of 06/30/2018

UNITS/BOOK VALUE	DESCRIPTION	MARKET VALUE	AVG COST	% OF PORT
MUTUAL FUND - FIXED INCOME				
111,327.886	BLACKROCK TOTAL RETURN - K	1,260,231.67	1,322,887.86	6
48,232.238	GUGGENHEIM INVESTMENTS MACRO OPPORTUNITIES INST.	1,280,565.92	1,270,692.70	6
69,757.055	GUGGENHEIM INVESTMENTS INVESTMENT GRADE BOND FUND	1,285,622.52	1,280,114.10	6
60,412.604	HARTFORD WORLD BOND - Y	647,623.11	627,781.68	3
59,446.277	LEGG MASON BW GLOBAL OPPORTUNITIES BOND IS	613,485.58	642,769.43	3
61,795.986	LEGG MASON BW ALTERNATIVE CREDIT	640,206.41	639,570.91	3
89,435.858	PRUDENTIAL FUNDS TOTAL RETURN BOND CL Q	1,260,151.24	1,273,064.63	6
110,697.607	WESTERN ASSET CORE PLUS BOND IS	1,249,775.98	1,310,105.26	6
		8,237,662.43	8,366,986.57	39
MUTUAL FUND - DOMESTIC EQUITY				
52,618.58	ALGER FUNDS SMALL CAP FOCUS Z	1,021,326.64	577,302.45	5
48,412.961	ALGER FUNDS SPECTRA Z	1,124,633.08	892,986.48	5
38,413.392	BRANDES FUNDS INTERNATIONAL SMALL CAP R6	478,630.86	513,689.09	2
39,336.844	COLUMBIA CONTRARIAN CORE	1,027,085.00	895,555.86	5
25,488.427	OAKMARK SELECT FUND-INSTITUTIONAL	1,166,350.42	1,122,841.05	6
21,653.999	OAKMARK INTERNATIONAL INST.	572,098.65	638,143.55	3

TRUST EB FORMAT

Statement Period
Account Number

07/01/2017 through 06/30/2018
115150004910

Asset Detail As Of 06/30/2018

UNITS/BOOK VALUE	DESCRIPTION	MARKET VALUE	AVG COST	% OF PORT
23,162.923	HARTFORD FUNDS MIDCAP CLASS Y	890,382.76	609,617.79	4
26,118.764	JOHN HANCOCK INTERNATIONAL GROWTH R6	736,287.96	744,645.97	3
18,811.836	PRUDENTIAL JENNISON GLOBAL OPPS Q	452,048.42	425,147.56	2
48,397.132	THORNBURG INVESTMENT INCOME BUILDER R6	1,028,923.03	971,029.41	5
12,016.547	UNDISCOVERED MANAGERS BEHAVIORAL VALUE R6	872,160.98	691,854.91	4
		9,369,927.80	8,082,814.12	44
MUTUAL FUND - INTERNATIONAL EQUITY				
46,608.161	HARTFORD INTERNATIONAL VALUE - Y	778,356.29	643,572.86	4
27,104.683	CLEARBRIDGE INTERNATIONAL CM CAP - IS	485,986.97	396,972.78	2
14,316.768	AMERICAN FUNDS NEW PERSPECTIVE F2	644,111.39	546,530.17	3
6,197.369	AMERICAN FUNDS NEW WORLD F2	402,890.96	361,470.56	2
		2,311,345.61	1,948,546.37	11
MUTUAL FUND - REAL ESTATE				
42,361.481	COHEN AND STEERS REAL ESTATE SECURITIES - Z	657,873.80	660,215.25	3
22,072.748	PRUDENTIAL FUNDS GLOBAL REAL ESTATE CL Q	533,719.05	502,014.37	3
		1,191,592.85	1,162,229.62	6

TRUST EB FORMAT

Statement Period
Account Number

07/01/2017 through 06/30/2018
115150004910

Asset Detail As Of 06/30/2018

UNITS/BOOK VALUE	DESCRIPTION	MARKET VALUE	AVG COST	% OF PORT
	TOTAL INVESTMENTS	21,110,528.69		
	CASH	24,766.84		
	DUE FROM BROKER	0.00		
	DUE TO BROKER	24,766.84		
	NET ASSETS	21,110,528.69		
	TOTAL MARKET VALUE	21,110,528.69		

TRUST EB FORMAT

Statement Period
Account Number

07/01/2017 through 06/30/2018
115150004910

Summary Of Cash Receipts And Disbursements

R E C E I P T S

CASH BALANCE AS OF 07/01/2017			38,928.49
INCOME RECEIVED			
DIVIDENDS	798,450.92		
TOTAL INCOME RECEIPTS		798,450.92	
PROCEEDS FROM THE DISPOSITION OF ASSETS		2,495,942.52	
TOTAL RECEIPTS			3,294,393.44

D I S B U R S E M E N T S

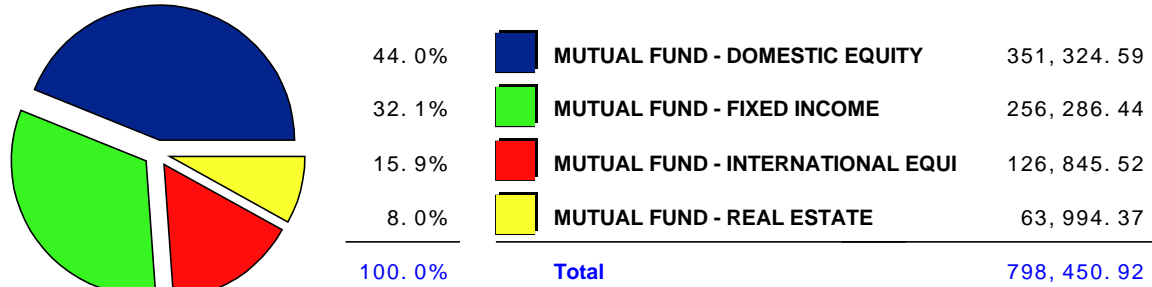
FEES AND OTHER EXPENSES			
ADMINISTRATIVE FEES AND EXPENSES	77,858.21		
TOTAL FEES AND OTHER EXPENSES		77,858.21	
COST OF ACQUISITION OF ASSETS		3,230,696.88	
TOTAL DISBURSEMENTS			3,308,555.09
CASH BALANCE AS OF 06/30/2018			24,766.84

TRUST EB FORMAT

Statement Period
Account Number

07/01/2017 through 06/30/2018
115150004910

Schedule Of Income Income Allocation



Income Schedule

DATE	DESCRIPTION	CASH RECEIVED	INCOME EARNED	MARKET / COST BASIS
DIVIDENDS				
MUTUAL FUND - FIXED INCOME				
BLACKROCK TOTAL RETURN - K				
08/01/2017	DIVIDEND ON 98,945.11 SHS BLACKROCK TOTAL RETURN - K AT .034801 PER SHARE EFFECTIVE 07/31/2017	3,443.41		
09/01/2017	DIVIDEND ON 99,205.801 SHS BLACKROCK TOTAL RETURN - K AT .033996 PER SHARE EFFECTIVE 08/31/2017	3,372.56		
10/02/2017	DIVIDEND ON 99,458.527 SHS BLACKROCK TOTAL RETURN - K AT .033536 PER SHARE EFFECTIVE 09/29/2017	3,335.47		
11/01/2017	DIVIDEND ON 99,709.313 SHS BLACKROCK TOTAL RETURN - K AT .033661 PER SHARE EFFECTIVE 10/31/2017	3,356.29		

TRUST EB FORMAT

Statement Period
Account Number

07/01/2017 through 06/30/2018
115150004910

Schedule Of Income

DATE	DESCRIPTION	CASH RECEIVED	INCOME EARNED	MARKET / COST BASIS
12/01/2017	DIVIDEND ON 99,962.502 SHS BLACKROCK TOTAL RETURN - K AT .034743 PER SHARE EFFECTIVE 11/30/2017	3,473.04		
01/02/2018	DIVIDEND ON 100,226.366 SHS BLACKROCK TOTAL RETURN - K AT .033765 PER SHARE EFFECTIVE 12/29/2017	3,384.18		
02/01/2018	DIVIDEND ON 109,656.966 SHS BLACKROCK TOTAL RETURN - K AT .031776 PER SHARE EFFECTIVE 01/31/2018	3,484.49		
03/01/2018	DIVIDEND ON 109,922.178 SHS BLACKROCK TOTAL RETURN - K AT .030892 PER SHARE EFFECTIVE 02/28/2018	3,395.77		
04/02/2018	DIVIDEND ON 110,184.493 SHS BLACKROCK TOTAL RETURN - K AT .034589 PER SHARE EFFECTIVE 03/29/2018	3,811.12		
05/01/2018	DIVIDEND ON 110,483.232 SHS BLACKROCK TOTAL RETURN - K AT .031598 PER SHARE EFFECTIVE 04/30/2018	3,491.02		
06/01/2018	DIVIDEND ON 110,756.213 SHS BLACKROCK TOTAL RETURN - K AT .031979 PER SHARE EFFECTIVE 05/31/2018	3,541.84		
07/02/2018	DIVIDEND ON 111,032.265 SHS BLACKROCK TOTAL RETURN - K AT .030139 PER SHARE EFFECTIVE 06/29/2018	3,346.42		
	SECURITY TOTAL	41,435.61	41,435.61	
	GUGGENHEIM INVESTMENTS MACRO OPPORTUNITIES INST.			
08/01/2017	DIVIDEND ON 43,347.826 SHS GUGGENHEIM INVESTMENTS MACRO OPPORTUNITIES INST. AT .070491 PER SHARE EFFECTIVE 07/31/2017	3,055.63		

TRUST EB FORMAT

Statement Period
Account Number

07/01/2017 through 06/30/2018
115150004910

Schedule Of Income

DATE	DESCRIPTION	CASH RECEIVED	INCOME EARNED	MARKET / COST BASIS
09/05/2017	DIVIDEND ON 43,448.187 SHS GUGGENHEIM INVESTMENTS MACRO OPPORTUNITIES INST. AT .08806 PER SHARE EFFECTIVE 08/31/2017	3,826.06		
10/03/2017	DIVIDEND ON 43,577.398 SHS GUGGENHEIM INVESTMENTS MACRO OPPORTUNITIES INST. AT .069726 PER SHARE EFFECTIVE 09/29/2017	3,038.46		
11/01/2017	DIVIDEND ON 43,676.8 SHS GUGGENHEIM INVESTMENTS MACRO OPPORTUNITIES INST. AT .080486 PER SHARE EFFECTIVE 10/31/2017	3,515.36		
12/01/2017	DIVIDEND ON 43,793.797 SHS GUGGENHEIM INVESTMENTS MACRO OPPORTUNITIES INST. AT .070615 PER SHARE EFFECTIVE 11/30/2017	3,092.52		
01/02/2018	DIVIDEND ON 43,894.838 SHS GUGGENHEIM INVESTMENTS MACRO OPPORTUNITIES INST. AT .0636 PER SHARE EFFECTIVE 12/29/2017	2,791.72		
02/01/2018	DIVIDEND ON 47,562.879 SHS GUGGENHEIM INVESTMENTS MACRO OPPORTUNITIES INST. AT .060895 PER SHARE EFFECTIVE 01/31/2018	2,896.36		
03/01/2018	DIVIDEND ON 47,655.272 SHS GUGGENHEIM INVESTMENTS MACRO OPPORTUNITIES INST. AT .057962 PER SHARE EFFECTIVE 02/28/2018	2,762.18		
04/02/2018	DIVIDEND ON 47,743.624 SHS GUGGENHEIM INVESTMENTS MACRO OPPORTUNITIES INST. AT .062901 PER SHARE EFFECTIVE 03/29/2018	3,003.12		
05/01/2018	DIVIDEND ON 47,841.286 SHS GUGGENHEIM INVESTMENTS MACRO OPPORTUNITIES INST. AT .077515 PER SHARE EFFECTIVE 04/30/2018	3,708.41		
06/01/2018	DIVIDEND ON 47,965.642 SHS GUGGENHEIM INVESTMENTS MACRO OPPORTUNITIES INST. AT .073322 PER SHARE EFFECTIVE 05/31/2018	3,516.96		

TRUST EB FORMAT

Statement Period
Account Number

07/01/2017 through 06/30/2018
115150004910

Schedule Of Income

DATE	DESCRIPTION	CASH RECEIVED	INCOME EARNED	MARKET / COST BASIS
07/02/2018	DIVIDEND ON 48,083.007 SHS GUGGENHEIM INVESTMENTS MACRO OPPORTUNITIES INST. AT .082401 PER SHARE EFFECTIVE 06/29/2018	3,962.07		
	SECURITY TOTAL	39,168.85	39,168.85	
	GUGGENHEIM INVESTMENTS INVESTMENT GRADE BOND FUND			
08/01/2017	DIVIDEND ON 63,018.73 SHS GUGGENHEIM INVESTMENTS INVESTMENT GRADE BOND FUND AT .062629 PER SHARE EFFECTIVE 07/31/2017	3,946.78		
09/05/2017	DIVIDEND ON 63,211.972 SHS GUGGENHEIM INVESTMENTS INVESTMENT GRADE BOND FUND AT .060223 PER SHARE EFFECTIVE 08/31/2017	3,806.84		
10/03/2017	DIVIDEND ON 63,396.232 SHS GUGGENHEIM INVESTMENTS INVESTMENT GRADE BOND FUND AT .044138 PER SHARE EFFECTIVE 09/29/2017	2,798.18		
11/01/2017	DIVIDEND ON 63,526.681 SHS GUGGENHEIM INVESTMENTS INVESTMENT GRADE BOND FUND AT .052824 PER SHARE EFFECTIVE 10/31/2017	3,355.75		
12/01/2017	DIVIDEND ON 63,686.88 SHS GUGGENHEIM INVESTMENTS INVESTMENT GRADE BOND FUND AT .052858 PER SHARE EFFECTIVE 11/30/2017	3,366.37		
01/02/2018	DIVIDEND ON 63,847.316 SHS GUGGENHEIM INVESTMENTS INVESTMENT GRADE BOND FUND AT .042084 PER SHARE EFFECTIVE 12/29/2017	2,686.92		
02/01/2018	DIVIDEND ON 68,905.255 SHS GUGGENHEIM INVESTMENTS INVESTMENT GRADE BOND FUND AT .042807 PER SHARE EFFECTIVE 01/31/2018	2,949.60		

TRUST EB FORMAT

Statement Period
Account Number

07/01/2017 through 06/30/2018
115150004910

Schedule Of Income

DATE	DESCRIPTION	CASH RECEIVED	INCOME EARNED	MARKET / COST BASIS
03/01/2018	DIVIDEND ON 69,042.342 SHS GUGGENHEIM INVESTMENTS INVESTMENT GRADE BOND FUND AT .039598 PER SHARE EFFECTIVE 02/28/2018	2,733.91		
04/02/2018	DIVIDEND ON 69,169.639 SHS GUGGENHEIM INVESTMENTS INVESTMENT GRADE BOND FUND AT .038494 PER SHARE EFFECTIVE 03/29/2018	2,662.61		
05/01/2018	DIVIDEND ON 69,292.548 SHS GUGGENHEIM INVESTMENTS INVESTMENT GRADE BOND FUND AT .04617 PER SHARE EFFECTIVE 04/30/2018	3,199.25		
06/01/2018	DIVIDEND ON 69,445.327 SHS GUGGENHEIM INVESTMENTS INVESTMENT GRADE BOND FUND AT .042837 PER SHARE EFFECTIVE 05/31/2018	2,974.82		
07/02/2018	DIVIDEND ON 69,585.009 SHS GUGGENHEIM INVESTMENTS INVESTMENT GRADE BOND FUND AT .045567 PER SHARE EFFECTIVE 06/29/2018	3,170.81		
	SECURITY TOTAL	37,651.84	37,651.84	
	HARTFORD WORLD BOND - Y			
12/29/2017	DIVIDEND ON 55,167.531 SHS HARTFORD WORLD BOND - Y AT .002087 PER SHARE EFFECTIVE 12/27/2017	115.13		
07/02/2018	DIVIDEND ON 60,410.621 SHS HARTFORD WORLD BOND - Y AT .000352 PER SHARE EFFECTIVE 06/28/2018	21.26		
	SECURITY TOTAL	136.39	136.39	

TRUST EB FORMAT

Statement Period
Account Number

07/01/2017 through 06/30/2018
115150004910

Schedule Of Income

DATE	DESCRIPTION	CASH RECEIVED	INCOME EARNED	MARKET / COST BASIS
	LEGG MASON BW GLOBAL OPPORTUNITIES BOND IS			
10/02/2017	DIVIDEND ON 54,468.161 SHS LEGG MASON BW GLOBAL OPPORTUNITIES BOND IS AT .084897 PER SHARE EFFECTIVE 09/29/2017	4,624.18		
12/22/2017	DIVIDEND ON 54,826.315 SHS LEGG MASON BW GLOBAL OPPORTUNITIES BOND IS AT .125938 PER SHARE EFFECTIVE 12/21/2017	6,904.72		
12/22/2017	SHORT TERM CAPITAL GAINS DIVIDEND ON 54,826.315 SHS LEGG MASON BW GLOBAL OPPORTUNITIES BOND IS AT .1234 PER SHARE EFFECTIVE 12/21/2017	6,765.57		
12/22/2017	LONG TERM CAP GAINS DIVIDEND - PRE 5/6/2003 ON 54,826.315 SHS LEGG MASON BW GLOBAL OPPORTUNITIES BOND IS AT .13642 PER SHARE EFFECTIVE 12/21/2017	7,479.40		
03/29/2018	DIVIDEND ON 58,600.575 SHS LEGG MASON BW GLOBAL OPPORTUNITIES BOND IS AT .07781 PER SHARE EFFECTIVE 03/28/2018	4,559.71		
06/29/2018	DIVIDEND ON 58,955.027 SHS LEGG MASON BW GLOBAL OPPORTUNITIES BOND IS AT .075936 PER SHARE EFFECTIVE 06/28/2018	4,476.81		
06/29/2018	SHORT TERM CAPITAL GAINS DIVIDEND ON 58,955.027 SHS LEGG MASON BW GLOBAL OPPORTUNITIES BOND IS AT .00571 PER SHARE EFFECTIVE 06/28/2018	336.63		
06/29/2018	LONG TERM CAP GAINS DIVIDEND - PRE 5/6/2003 ON 58,955.027 SHS LEGG MASON BW GLOBAL OPPORTUNITIES BOND IS AT .00393 PER SHARE EFFECTIVE 06/28/2018	231.70		
	SECURITY TOTAL	35,378.72	35,378.72	

TRUST EB FORMAT

Statement Period
Account Number

07/01/2017 through 06/30/2018
115150004910

Schedule Of Income

DATE	DESCRIPTION	CASH RECEIVED	INCOME EARNED	MARKET / COST BASIS
	LEGG MASON BW ALTERNATIVE CREDIT			
10/02/2017	DIVIDEND ON 56,837.734 SHS LEGG MASON BW ALTERNATIVE CREDIT AT .060926 PER SHARE EFFECTIVE 09/29/2017	3,462.90		
12/22/2017	DIVIDEND ON 57,114.365 SHS LEGG MASON BW ALTERNATIVE CREDIT AT .114313 PER SHARE EFFECTIVE 12/21/2017	6,528.91		
03/29/2018	DIVIDEND ON 61,165.632 SHS LEGG MASON BW ALTERNATIVE CREDIT AT .102463 PER SHARE EFFECTIVE 03/28/2018	6,267.21		
06/29/2018	DIVIDEND ON 61,714.708 SHS LEGG MASON BW ALTERNATIVE CREDIT AT .013644 PER SHARE EFFECTIVE 06/28/2018	842.04		
	SECURITY TOTAL	17,101.06	17,101.06	
	PRUDENTIAL FUNDS TOTAL RETURN BOND CL Q			
08/01/2017	DIVIDEND ON 80,596.158 SHS PRUDENTIAL FUNDS TOTAL RETURN BOND CL Q AT .032799 PER SHARE EFFECTIVE 07/31/2017	2,643.49		
09/01/2017	DIVIDEND ON 80,752.201 SHS PRUDENTIAL FUNDS TOTAL RETURN BOND CL Q AT .036706 PER SHARE EFFECTIVE 08/31/2017	2,964.12		
10/02/2017	DIVIDEND ON 80,928.691 SHS PRUDENTIAL FUNDS TOTAL RETURN BOND CL Q AT .040662 PER SHARE EFFECTIVE 09/29/2017	3,290.71		
11/01/2017	DIVIDEND ON 81,128.575 SHS PRUDENTIAL FUNDS TOTAL RETURN BOND CL Q AT .03638 PER SHARE EFFECTIVE 10/31/2017	2,951.45		

TRUST EB FORMAT

Statement Period
Account Number

07/01/2017 through 06/30/2018
115150004910

Schedule Of Income

DATE	DESCRIPTION	CASH RECEIVED	INCOME EARNED	MARKET / COST BASIS
12/01/2017	DIVIDEND ON 81,304.901 SHS PRUDENTIAL FUNDS TOTAL RETURN BOND CL Q AT .037839 PER SHARE EFFECTIVE 11/30/2017	3,076.46		
01/02/2018	DIVIDEND ON 81,490.044 SHS PRUDENTIAL FUNDS TOTAL RETURN BOND CL Q AT .037079 PER SHARE EFFECTIVE 12/29/2017	3,021.60		
02/01/2018	DIVIDEND ON 88,108.152 SHS PRUDENTIAL FUNDS TOTAL RETURN BOND CL Q AT .036755 PER SHARE EFFECTIVE 01/31/2018	3,238.38		
03/01/2018	DIVIDEND ON 88,304.016 SHS PRUDENTIAL FUNDS TOTAL RETURN BOND CL Q AT .0347 PER SHARE EFFECTIVE 02/28/2018	3,064.17		
04/02/2018	DIVIDEND ON 88,492.081 SHS PRUDENTIAL FUNDS TOTAL RETURN BOND CL Q AT .040196 PER SHARE EFFECTIVE 03/29/2018	3,557.03		
05/01/2018	DIVIDEND ON 88,713.448 SHS PRUDENTIAL FUNDS TOTAL RETURN BOND CL Q AT .037827 PER SHARE EFFECTIVE 04/30/2018	3,355.76		
06/01/2018	DIVIDEND ON 88,922.936 SHS PRUDENTIAL FUNDS TOTAL RETURN BOND CL Q AT .039859 PER SHARE EFFECTIVE 05/31/2018	3,544.41		
07/02/2018	DIVIDEND ON 89,145.463 SHS PRUDENTIAL FUNDS TOTAL RETURN BOND CL Q AT .045899 PER SHARE EFFECTIVE 06/29/2018	4,091.67		
	SECURITY TOTAL	38,799.25	38,799.25	
	WESTERN ASSET CORE PLUS BOND IS			
08/01/2017	DIVIDEND ON 99,499.658 SHS WESTERN ASSET CORE PLUS BOND IS AT .027196 PER SHARE EFFECTIVE 07/31/2017	2,706.03		

TRUST EB FORMAT

Statement Period
Account Number

07/01/2017 through 06/30/2018
115150004910

Schedule Of Income

DATE	DESCRIPTION	CASH RECEIVED	INCOME EARNED	MARKET / COST BASIS
09/01/2017	DIVIDEND ON 99,695.976 SHS WESTERN ASSET CORE PLUS BOND IS AT .029248 PER SHARE EFFECTIVE 08/31/2017	2,915.87		
10/02/2017	DIVIDEND ON 99,908.089 SHS WESTERN ASSET CORE PLUS BOND IS AT .02804 PER SHARE EFFECTIVE 09/29/2017	2,801.45		
11/01/2017	DIVIDEND ON 100,111.486 SHS WESTERN ASSET CORE PLUS BOND IS AT .028716 PER SHARE EFFECTIVE 10/31/2017	2,874.85		
12/01/2017	DIVIDEND ON 100,321.743 SHS WESTERN ASSET CORE PLUS BOND IS AT .039557 PER SHARE EFFECTIVE 11/30/2017	3,968.41		
12/22/2017	SHORT TERM CAPITAL GAINS DIVIDEND ON 100,624.675 SHS WESTERN ASSET CORE PLUS BOND IS AT .00931 PER SHARE EFFECTIVE 12/21/2017	936.82		
12/22/2017	LONG TERM CAP GAINS DIVIDEND - PRE 5/6/2003 ON 100,624.675 SHS WESTERN ASSET CORE PLUS BOND IS AT .00651 PER SHARE EFFECTIVE 12/21/2017	655.06		
01/02/2018	DIVIDEND ON 100,759.924 SHS WESTERN ASSET CORE PLUS BOND IS AT .031303 PER SHARE EFFECTIVE 12/29/2017	3,154.09		
02/01/2018	DIVIDEND ON 108,545.385 SHS WESTERN ASSET CORE PLUS BOND IS AT .029545 PER SHARE EFFECTIVE 01/31/2018	3,206.99		
03/01/2018	DIVIDEND ON 108,783.861 SHS WESTERN ASSET CORE PLUS BOND IS AT .029511 PER SHARE EFFECTIVE 02/28/2018	3,210.32		
04/02/2018	DIVIDEND ON 109,028.346 SHS WESTERN ASSET CORE PLUS BOND IS AT .033592 PER SHARE EFFECTIVE 03/29/2018	3,662.45		

TRUST EB FORMAT

Statement Period
Account Number

07/01/2017 through 06/30/2018
115150004910

Schedule Of Income

DATE	DESCRIPTION	CASH RECEIVED	INCOME EARNED	MARKET / COST BASIS
05/01/2018	DIVIDEND ON 109,309.877 SHS WESTERN ASSET CORE PLUS BOND IS AT .031562 PER SHARE EFFECTIVE 04/30/2018	3,450.03		
06/01/2018	DIVIDEND ON 109,576.859 SHS WESTERN ASSET CORE PLUS BOND IS AT .033052 PER SHARE EFFECTIVE 05/31/2018	3,621.68		
06/20/2018	SHORT TERM CAPITAL GAINS DIVIDEND ON 109,859.152 SHS WESTERN ASSET CORE PLUS BOND IS AT .00972 PER SHARE EFFECTIVE 06/19/2018	1,067.83		
06/20/2018	LONG TERM CAP GAINS DIVIDEND - PRE 5/6/2003 ON 109,859.152 SHS WESTERN ASSET CORE PLUS BOND IS AT .04319 PER SHARE EFFECTIVE 06/19/2018	4,744.82		
07/02/2018	DIVIDEND ON 110,375.373 SHS WESTERN ASSET CORE PLUS BOND IS AT .03296 PER SHARE EFFECTIVE 06/29/2018	3,638.02		
	SECURITY TOTAL	46,614.72	46,614.72	
	TOTAL MUTUAL FUND - FIXED INCOME	256,286.44	256,286.44	
	MUTUAL FUND - DOMESTIC EQUITY ALGER FUNDS SMALL CAP FOCUS Z			
12/19/2017	LONG TERM CAP GAINS DIVIDEND - PRE 5/6/2003 ON 58,528.94 SHS ALGER FUNDS SMALL CAP FOCUS Z AT .1444 PER SHARE EFFECTIVE 12/15/2017	8,451.58		
	SECURITY TOTAL	8,451.58	8,451.58	
	ALGER FUNDS SPECTRA Z			
12/19/2017	SHORT TERM CAPITAL GAINS DIVIDEND ON 50,613.546 SHS ALGER FUNDS SPECTRA Z AT .0135 PER SHARE EFFECTIVE 12/15/2017	683.28		

TRUST EB FORMAT

Statement Period
Account Number

07/01/2017 through 06/30/2018
115150004910

Schedule Of Income

DATE	DESCRIPTION	CASH RECEIVED	INCOME EARNED	MARKET / COST BASIS
12/19/2017	LONG TERM CAP GAINS DIVIDEND - PRE 5/6/2003 ON 50,613.546 SHS ALGER FUNDS SPECTRA Z AT 1.2488 PER SHARE EFFECTIVE 12/15/2017	63,206.20		
	SECURITY TOTAL	63,889.48	63,889.48	
	BRANDES FUNDS INTERNATIONAL SMALL CAP R6			
10/03/2017	DIVIDEND ON 34,535.116 SHS BRANDES FUNDS INTERNATIONAL SMALL CAP R6 AT .024448 PER SHARE EFFECTIVE 09/29/2017	844.32		
12/12/2017	SHORT TERM CAPITAL GAINS DIVIDEND ON 34,571.492 SHS BRANDES FUNDS INTERNATIONAL SMALL CAP R6 AT .06312 PER SHARE EFFECTIVE 12/08/2017	2,182.15		
12/12/2017	LONG TERM CAP GAINS DIVIDEND - PRE 5/6/2003 ON 34,571.492 SHS BRANDES FUNDS INTERNATIONAL SMALL CAP R6 AT .4122 PER SHARE EFFECTIVE 12/08/2017	14,250.37		
01/03/2018	DIVIDEND ON 35,759.886 SHS BRANDES FUNDS INTERNATIONAL SMALL CAP R6 AT .531712 PER SHARE EFFECTIVE 12/29/2017	19,013.97		
07/03/2018	DIVIDEND ON 38,320.402 SHS BRANDES FUNDS INTERNATIONAL SMALL CAP R6 AT .030236 PER SHARE EFFECTIVE 06/29/2018	1,158.65		
	SECURITY TOTAL	37,449.46	37,449.46	
	BRANDES FUNDS EMERGING MARKETS VALUE R6			
10/03/2017	DIVIDEND ON 43,989.405 SHS BRANDES FUNDS EMERGING MARKETS VALUE R6 AT .055837 PER SHARE EFFECTIVE 09/29/2017	2,456.22		
01/03/2018	DIVIDEND ON 44,206.288 SHS BRANDES FUNDS EMERGING MARKETS VALUE R6 AT .050742 PER SHARE EFFECTIVE 12/29/2017	2,243.10		

TRUST EB FORMAT

Statement Period
Account Number

07/01/2017 through 06/30/2018
115150004910

Schedule Of Income

DATE	DESCRIPTION	CASH RECEIVED	INCOME EARNED	MARKET / COST BASIS
	SECURITY TOTAL	4,699.32	4,699.32	
	COLUMBIA CONTRARIAN CORE			
12/13/2017	DIVIDEND ON 39,074.214 SHS COLUMBIA CONTRARIAN CORE AT .2809 PER SHARE EFFECTIVE 12/11/2017	10,975.95		
12/13/2017	SHORT TERM CAPITAL GAINS DIVIDEND ON 39,074.214 SHS COLUMBIA CONTRARIAN CORE AT .07461 PER SHARE EFFECTIVE 12/11/2017	2,915.33		
12/13/2017	LONG TERM CAP GAINS DIVIDEND - PRE 5/6/2003 ON 39,074.214 SHS COLUMBIA CONTRARIAN CORE AT 1.19112 PER SHARE EFFECTIVE 12/11/2017	46,542.08		
	SECURITY TOTAL	60,433.36	60,433.36	
	OAKMARK SELECT FUND-INSTITUTIONAL			
12/18/2017	DIVIDEND ON 26,004.101 SHS OAKMARK SELECT FUND-INSTITUTIONAL AT .218 PER SHARE EFFECTIVE 12/14/2017	5,668.89		
12/18/2017	LONG TERM CAP GAINS DIVIDEND - PRE 5/6/2003 ON 26,004.101 SHS OAKMARK SELECT FUND-INSTITUTIONAL AT 1.8699 PER SHARE EFFECTIVE 12/14/2017	48,625.07		
	SECURITY TOTAL	54,293.96	54,293.96	
	HARTFORD FUNDS MIDCAP CLASS Y			
12/19/2017	SHORT TERM CAPITAL GAINS DIVIDEND ON 24,464.126 SHS HARTFORD FUNDS MIDCAP CLASS Y AT .19008 PER SHARE EFFECTIVE 12/15/2017	4,650.14		
12/19/2017	LONG TERM CAP GAINS DIVIDEND - PRE 5/6/2003 ON 24,464.126 SHS HARTFORD FUNDS MIDCAP CLASS Y AT 1.223385 PER SHARE EFFECTIVE 12/15/2017	29,929.04		

TRUST EB FORMAT

Statement Period
Account Number

07/01/2017 through 06/30/2018
115150004910

Schedule Of Income

DATE	DESCRIPTION	CASH RECEIVED	INCOME EARNED	MARKET / COST BASIS
	SECURITY TOTAL	34,579.18	34,579.18	
	THORNBURG INVESTMENT INCOME BUILDER R6			
07/13/2017	DIVIDEND ON 46,932.414 SHS THORNBURG INVESTMENT INCOME BUILDER R6 AT .052217 PER SHARE EFFECTIVE 07/11/2017	2,450.68		
09/26/2017	DIVIDEND ON 47,005.747 SHS THORNBURG INVESTMENT INCOME BUILDER R6 AT .231914 PER SHARE EFFECTIVE 09/22/2017	10,901.28		
12/29/2017	DIVIDEND ON 47,469.076 SHS THORNBURG INVESTMENT INCOME BUILDER R6 AT .317779 PER SHARE EFFECTIVE 12/27/2017	15,084.68		
03/27/2018	DIVIDEND ON 47,500.982 SHS THORNBURG INVESTMENT INCOME BUILDER R6 AT .199495 PER SHARE EFFECTIVE 03/23/2018	9,476.19		
06/26/2018	DIVIDEND ON 47,909.103 SHS THORNBURG INVESTMENT INCOME BUILDER R6 AT .218909 PER SHARE EFFECTIVE 06/22/2018	10,487.75		
	SECURITY TOTAL	48,400.58	48,400.58	
	UNDISCOVERED MANAGERS BEHAVIORAL VALUE R6			
12/18/2017	SHORT TERM CAPITAL GAINS DIVIDEND ON 11,654.196 SHS UNDISCOVERED MANAGERS BEHAVIORAL VALUE R6 AT 1.04958 PER SHARE EFFECTIVE 12/13/2017	12,232.01		
12/18/2017	LONG TERM CAP GAINS DIVIDEND - PRE 5/6/2003 ON 11,654.196 SHS UNDISCOVERED MANAGERS BEHAVIORAL VALUE R6 AT 1.45032 PER SHARE EFFECTIVE 12/13/2017	16,902.31		
12/22/2017	DIVIDEND ON 12,071.593 SHS UNDISCOVERED MANAGERS BEHAVIORAL VALUE R6 AT .82784 PER SHARE EFFECTIVE 12/20/2017	9,993.35		

TRUST EB FORMAT

Statement Period
Account Number

07/01/2017 through 06/30/2018
115150004910

Schedule Of Income

DATE	DESCRIPTION	CASH RECEIVED	INCOME EARNED	MARKET / COST BASIS
	SECURITY TOTAL	39,127.67	39,127.67	
	TOTAL MUTUAL FUND - DOMESTIC EQUITY	351,324.59	351,324.59	
	MUTUAL FUND - INTERNATIONAL EQUITY			
	BRANDES FUNDS INTERNATIONAL EQUITY - R6			
10/03/2017	DIVIDEND ON 35,256.844 SHS BRANDES FUNDS INTERNATIONAL EQUITY - R6 AT .073157 PER SHARE EFFECTIVE 09/29/2017	2,579.30		
	SECURITY TOTAL	2,579.30	2,579.30	
	HARTFORD INTERNATIONAL VALUE - Y			
12/19/2017	SHORT TERM CAPITAL GAINS DIVIDEND ON 47,412.801 SHS HARTFORD INTERNATIONAL VALUE - Y AT .322499 PER SHARE EFFECTIVE 12/15/2017	15,290.58		
12/19/2017	LONG TERM CAP GAINS DIVIDEND - PRE 5/6/2003 ON 47,412.801 SHS HARTFORD INTERNATIONAL VALUE - Y AT .286348 PER SHARE EFFECTIVE 12/15/2017	13,576.56		
12/29/2017	DIVIDEND ON 49,029.102 SHS HARTFORD INTERNATIONAL VALUE - Y AT .619875 PER SHARE EFFECTIVE 12/27/2017	30,391.91		
	SECURITY TOTAL	59,259.05	59,259.05	
	CLEARBRIDGE INTERNATIONAL CM CAP - IS			
12/21/2017	DIVIDEND ON 29,330.066 SHS CLEARBRIDGE INTERNATIONAL CM CAP - IS AT .643732 PER SHARE EFFECTIVE 12/20/2017	18,880.70		
	SECURITY TOTAL	18,880.70	18,880.70	

TRUST EB FORMAT

Statement Period
Account Number

07/01/2017 through 06/30/2018
115150004910

Schedule Of Income

DATE	DESCRIPTION	CASH RECEIVED	INCOME EARNED	MARKET / COST BASIS
	AMERICAN FUNDS NEW PERSPECTIVE F2			
12/26/2017	DIVIDEND ON 14,812.65 SHS AMERICAN FUNDS NEW PERSPECTIVE F2 AT .2821 PER SHARE EFFECTIVE 12/21/2017	4,178.65		
12/26/2017	LONG TERM CAP GAINS DIVIDEND - PRE 5/6/2003 ON 14,812.65 SHS AMERICAN FUNDS NEW PERSPECTIVE F2 AT 2.1792 PER SHARE EFFECTIVE 12/21/2017	32,279.73		
	SECURITY TOTAL	36,458.38	36,458.38	
	AMERICAN FUNDS NEW WORLD F2			
12/26/2017	DIVIDEND ON 6,681.937 SHS AMERICAN FUNDS NEW WORLD F2 AT .8088 PER SHARE EFFECTIVE 12/21/2017	5,404.35		
12/26/2017	LONG TERM CAP GAINS DIVIDEND - PRE 5/6/2003 ON 6,681.937 SHS AMERICAN FUNDS NEW WORLD F2 AT .6381 PER SHARE EFFECTIVE 12/21/2017	4,263.74		
	SECURITY TOTAL	9,668.09	9,668.09	
	TOTAL MUTUAL FUND - INTERNATIONAL EQUITY	126,845.52	126,845.52	
	MUTUAL FUND - REAL ESTATE			
	COHEN AND STEERS REAL ESTATE SECURITIES - Z			
10/03/2017	DIVIDEND ON 63,521.877 SHS COHEN AND STEERS REAL ESTATE SECURITIES - Z AT 0.10 PER SHARE EFFECTIVE 09/29/2017	6,352.19		
12/08/2017	DIVIDEND ON 63,897.105 SHS COHEN AND STEERS REAL ESTATE SECURITIES - Z AT .099 PER SHARE EFFECTIVE 12/06/2017	6,325.81		
04/03/2018	DIVIDEND ON 41,766.618 SHS COHEN AND STEERS REAL ESTATE SECURITIES - Z AT 0.10 PER SHARE EFFECTIVE 03/29/2018	4,176.66		

TRUST EB FORMAT

Statement Period
Account Number

07/01/2017 through 06/30/2018
115150004910

Schedule Of Income

DATE	DESCRIPTION	CASH RECEIVED	INCOME EARNED	MARKET / COST BASIS
07/03/2018	DIVIDEND ON 42,015.187 SHS COHEN AND STEERS REAL ESTATE SECURITIES - Z AT .128 PER SHARE EFFECTIVE 06/29/2018	5,377.94		
	SECURITY TOTAL	22,232.60	22,232.60	
	PRUDENTIAL FUNDS GLOBAL REAL ESTATE CL Q			
07/17/2017	DIVIDEND ON 32,710.993 SHS PRUDENTIAL FUNDS GLOBAL REAL ESTATE CL Q AT .17699 PER SHARE EFFECTIVE 07/14/2017	5,789.52		
10/23/2017	DIVIDEND ON 32,912.626 SHS PRUDENTIAL FUNDS GLOBAL REAL ESTATE CL Q AT .10291 PER SHARE EFFECTIVE 10/20/2017	3,387.04		
12/20/2017	DIVIDEND ON 33,030.602 SHS PRUDENTIAL FUNDS GLOBAL REAL ESTATE CL Q AT .48004 PER SHARE EFFECTIVE 12/19/2017	15,856.01		
12/20/2017	LONG TERM CAP GAINS DIVIDEND - PRE 5/6/2003 ON 33,030.602 SHS PRUDENTIAL FUNDS GLOBAL REAL ESTATE CL Q AT .42241 PER SHARE EFFECTIVE 12/19/2017	13,952.46		
04/16/2018	DIVIDEND ON 21,966.172 SHS PRUDENTIAL FUNDS GLOBAL REAL ESTATE CL Q AT .12641 PER SHARE EFFECTIVE 04/13/2018	2,776.74		
	SECURITY TOTAL	41,761.77	41,761.77	
	TOTAL MUTUAL FUND - REAL ESTATE	63,994.37	63,994.37	
	TOTAL DIVIDENDS	798,450.92	798,450.92	
	TOTAL INCOME	798,450.92	798,450.92	

Statement Period
Account Number

07/01/2017 through 06/30/2018
115150004910

Schedule Of Fees And Other Expenses

DATE	DESCRIPTION	CASH
	ADMINISTRATIVE FEES AND EXPENSES	
07/17/2017	MONTHLY FEE TO BENEFIT TRUST COMPANY JUNE 2017	2,036.92
07/17/2017	MONTHLY FEE TO KEENAN AND ASSOCIATES JUNE 2017	2,107.32
07/17/2017	MONTHLY FEE TO MORGAN STANLEY JUNE 2017	2,056.68
08/09/2017	MONTHLY FEE TO BENEFIT TRUST COMPANY JULY 2017	2,069.98
08/09/2017	MONTHLY FEE TO KEENAN AND ASSOCIATES JULY 2017	2,140.94
08/09/2017	MONTHLY FEE TO MORGAN STANLEY JULY 2017	2,091.13
09/15/2017	MONTHLY FEE TO BENEFIT TRUST COMPANY AUGUST 2017	2,075.40
09/15/2017	MONTHLY FEE TO KEENAN AND ASSOCIATES AUGUST 2017	2,146.45
09/15/2017	MONTHLY FEE TO MORGAN STANLEY AUGUST 2017	2,096.77
10/18/2017	MONTHLY FEE TO BENEFIT TRUST COMPANY SEPTEMBER 2017	2,101.05
10/18/2017	MONTHLY FEE TO MORGAN STANLEY SEPTEMBER 2017	2,123.48
10/18/2017	MONTHLY FEE TO KEENAN AND ASSOCIATES SEPTEMBER 2017	2,172.52
11/09/2017	MONTHLY FEE TO BENEFIT TRUST COMPANY OCTOBER 2017	2,117.42
11/09/2017	MONTHLY FEE TO KEENAN AND ASSOCIATES OCTOBER 2017	2,189.17
11/09/2017	MONTHLY FEE TO MORGAN STANLEY OCTOBER 2017	2,140.54
12/13/2017	MONTHLY FEE TO BENEFIT TRUST COMPANY NOVEMBER 2017	2,141.38

Statement Period
Account Number

07/01/2017 through 06/30/2018
115150004910

Schedule Of Fees And Other Expenses

DATE	DESCRIPTION	CASH
12/13/2017	MONTHLY FEE TO KEENAN AND ASSOCIATES NOVEMBER 2017	2,213.53
12/13/2017	MONTHLY FEE TO MORGAN STANLEY NOVEMBER 2017	2,165.50
01/12/2018	MONTHLY FEE TO BENEFIT TRUST COMPANY DECEMBER 2017	2,162.12
01/12/2018	MONTHLY FEE TO KEENAN AND ASSOCIATES DECEMBER 2017	2,234.61
01/12/2018	MONTHLY FEE TO MORGAN STANLEY DECEMBER 2017	2,187.10
02/14/2018	MONTHLY FEE TO BENEFIT TRUST COMPANY JANUARY 2018	2,222.92
02/14/2018	MONTHLY FEE TO KEENAN AND ASSOCIATES JANUARY 2018	2,296.43
02/14/2018	MONTHLY FEE TO MORGAN STANLEY JANUARY 2018	2,250.44
03/14/2018	MONTHLY FEE TO BENEFIT TRUST COMPANY FEBRUARY 2018	2,158.21
03/14/2018	MONTHLY FEE TO KEENAN AND ASSOCIATES FEBRUARY 2018	2,230.64
03/14/2018	MONTHLY FEE TO MORGAN STANLEY FEBRUARY 2018	2,183.04
04/10/2018	MONTHLY FEE TO BENEFIT TRUST COMPANY MARCH 2018	2,150.92
04/10/2018	MONTHLY FEE TO KEENAN AND ASSOCIATES MARCH 2018	2,223.23
04/10/2018	MONTHLY FEE TO MORGAN STANLEY MARCH 2018	2,175.44
05/11/2018	MONTHLY FEE TO BENEFIT TRUST COMPANY APRIL 2018	2,157.27
05/11/2018	MONTHLY FEE TO KEENAN AND ASSOCIATES APRIL 2018	2,229.69
05/11/2018	MONTHLY FEE TO MORGAN STANLEY APRIL 2018	2,182.06

TRUST EB FORMAT

Statement Period
Account Number

07/01/2017 through 06/30/2018
115150004910

Schedule Of Fees And Other Expenses

DATE	DESCRIPTION	CASH
06/11/2018	MONTHLY FEE TO BENEFIT TRUST COMPANY MAY 2018	2,176.53
06/11/2018	MONTHLY FEE TO KEENAN AND ASSOCIATES MAY 2018	2,249.26
06/11/2018	MONTHLY FEE TO MORGAN STANLEY MAY 2018	2,202.12
	TOTAL ADMINISTRATIVE FEES AND EXPENSES	77,858.21
	TOTAL FEES AND OTHER EXPENSES	77,858.21

TRUST EB FORMAT

Statement Period
Account Number

07/01/2017 through 06/30/2018
115150004910

Schedule Of Miscellaneous Transactions

DATE	DESCRIPTION
07/12/2017	EXCHANGE 46,775.449 SHS THORNBURG INVESTMENT INCOME BUILDER I AT THE RATE OF 100.335571% FOR 46,932.414 SHS THORNBURG INVESTMENT INCOME BUILDER R6 EFFECTIVE 07/11/2017 TRANSFER TO R SHARES

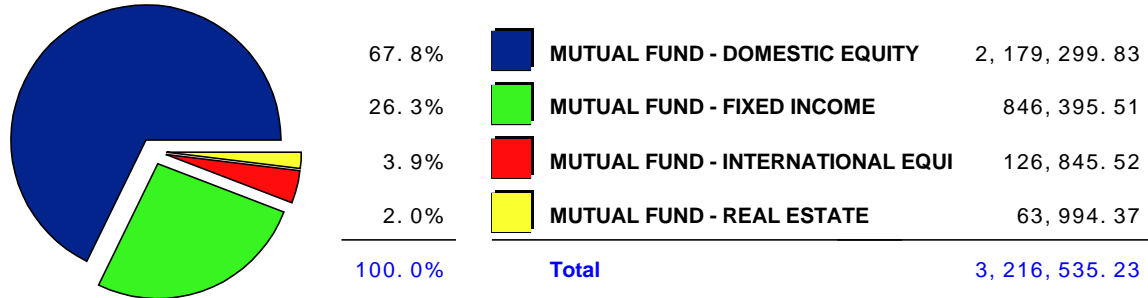
TRUST EB FORMAT

Statement Period
Account Number

07/01/2017 through 06/30/2018
115150004910

Schedule Of Purchases

Purchase Allocation



Purchase Schedule

TRADE DATE	SETTLMT DATE	DESCRIPTION	UNITS	AVG COST
MUTUAL FUND - FIXED INCOME				
BLACKROCK TOTAL RETURN - K				
07/31/2017	08/01/2017	PURCHASED 292.807 SHS BLACKROCK TOTAL RETURN - K ON 07/31/2017 AT 11.76 FOR REINVESTMENT	292.807	3,443.41
08/31/2017	09/01/2017	PURCHASED 284.845 SHS BLACKROCK TOTAL RETURN - K ON 08/31/2017 AT 11.84 FOR REINVESTMENT	284.845	3,372.56
09/29/2017	10/02/2017	PURCHASED 283.387 SHS BLACKROCK TOTAL RETURN - K ON 09/29/2017 AT 11.77 FOR REINVESTMENT	283.387	3,335.47
10/31/2017	11/01/2017	PURCHASED 286.129 SHS BLACKROCK TOTAL RETURN - K ON 10/31/2017 AT 11.73 FOR REINVESTMENT	286.129	3,356.29
11/30/2017	12/01/2017	PURCHASED 297.349 SHS BLACKROCK TOTAL RETURN - K ON 11/30/2017 AT 11.68 FOR REINVESTMENT	297.349	3,473.04

TRUST EB FORMAT

Statement Period
Account Number

07/01/2017 through 06/30/2018
115150004910

Schedule Of Purchases

TRADE DATE	SETTLMT DATE	DESCRIPTION	UNITS	AVG COST
12/29/2017	01/02/2018	PURCHASED 289.246 SHS BLACKROCK TOTAL RETURN - K ON 12/29/2017 AT 11.70 FOR REINVESTMENT	289.246	3,384.18
01/10/2018	01/11/2018	PURCHASED 9,175.194 SHS BLACKROCK TOTAL RETURN - K ON 01/10/2018 AT 11.65	9,175.194	106,891.01
01/31/2018	02/01/2018	PURCHASED 300.646 SHS BLACKROCK TOTAL RETURN - K ON 01/31/2018 AT 11.59 FOR REINVESTMENT	300.646	3,484.49
02/28/2018	03/01/2018	PURCHASED 296.833 SHS BLACKROCK TOTAL RETURN - K ON 02/28/2018 AT 11.44 FOR REINVESTMENT	296.833	3,395.77
03/29/2018	04/02/2018	PURCHASED 333.14 SHS BLACKROCK TOTAL RETURN - K ON 03/29/2018 AT 11.44 FOR REINVESTMENT	333.14	3,811.12
04/30/2018	05/01/2018	PURCHASED 307.85 SHS BLACKROCK TOTAL RETURN - K ON 04/30/2018 AT 11.34 FOR REINVESTMENT	307.85	3,491.02
05/31/2018	06/01/2018	PURCHASED 311.234 SHS BLACKROCK TOTAL RETURN - K ON 05/31/2018 AT 11.38 FOR REINVESTMENT	311.234	3,541.84
06/29/2018	07/02/2018	PURCHASED 295.62 SHS BLACKROCK TOTAL RETURN - K ON 06/29/2018 AT 11.32 FOR REINVESTMENT	295.62	3,346.42
TOTAL			12,754.28	148,326.62
GUGGENHEIM INVESTMENTS MACRO OPPORTUNITIES INST.				
07/31/2017	08/01/2017	PURCHASED 114.529 SHS GUGGENHEIM INVESTMENTS MACRO OPPORTUNITIES INST. ON 07/31/2017 AT 26.68 FOR REINVESTMENT	114.529	3,055.63
08/31/2017	09/05/2017	PURCHASED 143.406 SHS GUGGENHEIM INVESTMENTS MACRO OPPORTUNITIES INST. ON 08/31/2017 AT 26.68 FOR REINVESTMENT	143.406	3,826.06
09/29/2017	10/03/2017	PURCHASED 113.757 SHS GUGGENHEIM INVESTMENTS MACRO OPPORTUNITIES INST. ON 09/29/2017 AT 26.71 FOR REINVESTMENT	113.757	3,038.46

TRUST EB FORMAT

Statement Period
Account Number

07/01/2017 through 06/30/2018
115150004910

Schedule Of Purchases

TRADE DATE	SETTLMT DATE	DESCRIPTION	UNITS	AVG COST
10/31/2017	11/01/2017	PURCHASED 131.464 SHS GUGGENHEIM INVESTMENTS MACRO OPPORTUNITIES INST. ON 10/31/2017 AT 26.74 FOR REINVESTMENT	131.464	3,515.36
11/30/2017	12/01/2017	PURCHASED 115.651 SHS GUGGENHEIM INVESTMENTS MACRO OPPORTUNITIES INST. ON 11/30/2017 AT 26.74 FOR REINVESTMENT	115.651	3,092.52
12/29/2017	01/02/2018	PURCHASED 104.169 SHS GUGGENHEIM INVESTMENTS MACRO OPPORTUNITIES INST. ON 12/29/2017 AT 26.80 FOR REINVESTMENT	104.169	2,791.72
01/10/2018	01/11/2018	PURCHASED 3,578.569 SHS GUGGENHEIM INVESTMENTS MACRO OPPORTUNITIES INST. ON 01/10/2018 AT 26.85	3,578.569	96,084.57
01/31/2018	02/01/2018	PURCHASED 107.551 SHS GUGGENHEIM INVESTMENTS MACRO OPPORTUNITIES INST. ON 01/31/2018 AT 26.93 FOR REINVESTMENT	107.551	2,896.36
02/28/2018	03/01/2018	PURCHASED 103.066 SHS GUGGENHEIM INVESTMENTS MACRO OPPORTUNITIES INST. ON 02/28/2018 AT 26.80 FOR REINVESTMENT	103.066	2,762.18
03/29/2018	04/02/2018	PURCHASED 112.392 SHS GUGGENHEIM INVESTMENTS MACRO OPPORTUNITIES INST. ON 03/29/2018 AT 26.72 FOR REINVESTMENT	112.392	3,003.12
04/30/2018	05/01/2018	PURCHASED 139.152 SHS GUGGENHEIM INVESTMENTS MACRO OPPORTUNITIES INST. ON 04/30/2018 AT 26.65 FOR REINVESTMENT	139.152	3,708.41
05/31/2018	06/01/2018	PURCHASED 132.316 SHS GUGGENHEIM INVESTMENTS MACRO OPPORTUNITIES INST. ON 05/31/2018 AT 26.58 FOR REINVESTMENT	132.316	3,516.96
06/29/2018	07/02/2018	PURCHASED 149.231 SHS GUGGENHEIM INVESTMENTS MACRO OPPORTUNITIES INST. ON 06/29/2018 AT 26.55 FOR REINVESTMENT	149.231	3,962.07

TRUST EB FORMAT

Statement Period
Account Number

07/01/2017 through 06/30/2018
115150004910

Schedule Of Purchases

TRADE DATE	SETTLMT DATE	DESCRIPTION	UNITS	AVG COST
TOTAL			5,045.253	135,253.42
GUGGENHEIM INVESTMENTS INVESTMENT GRADE BOND FUND				
07/31/2017	08/01/2017	PURCHASED 213.686 SHS GUGGENHEIM INVESTMENTS INVESTMENT GRADE BOND FUND ON 07/31/2017 AT 18.47 FOR REINVESTMENT	213.686	3,946.78
08/31/2017	09/05/2017	PURCHASED 204.669 SHS GUGGENHEIM INVESTMENTS INVESTMENT GRADE BOND FUND ON 08/31/2017 AT 18.60 FOR REINVESTMENT	204.669	3,806.84
09/29/2017	10/03/2017	PURCHASED 151.09 SHS GUGGENHEIM INVESTMENTS INVESTMENT GRADE BOND FUND ON 09/29/2017 AT 18.52 FOR REINVESTMENT	151.09	2,798.18
10/31/2017	11/01/2017	PURCHASED 181.001 SHS GUGGENHEIM INVESTMENTS INVESTMENT GRADE BOND FUND ON 10/31/2017 AT 18.54 FOR REINVESTMENT	181.001	3,355.75
11/30/2017	12/01/2017	PURCHASED 181.475 SHS GUGGENHEIM INVESTMENTS INVESTMENT GRADE BOND FUND ON 11/30/2017 AT 18.55 FOR REINVESTMENT	181.475	3,366.37
12/29/2017	01/02/2018	PURCHASED 144.303 SHS GUGGENHEIM INVESTMENTS INVESTMENT GRADE BOND FUND ON 12/29/2017 AT 18.62 FOR REINVESTMENT	144.303	2,686.92
01/10/2018	01/11/2018	PURCHASED 4,934.913 SHS GUGGENHEIM INVESTMENTS INVESTMENT GRADE BOND FUND ON 01/10/2018 AT 18.54	4,934.913	91,493.28
01/31/2018	02/01/2018	PURCHASED 159.18 SHS GUGGENHEIM INVESTMENTS INVESTMENT GRADE BOND FUND ON 01/31/2018 AT 18.53 FOR REINVESTMENT	159.18	2,949.60
02/28/2018	03/01/2018	PURCHASED 148.744 SHS GUGGENHEIM INVESTMENTS INVESTMENT GRADE BOND FUND ON 02/28/2018 AT 18.38 FOR REINVESTMENT	148.744	2,733.91

TRUST EB FORMAT

Statement Period
Account Number

07/01/2017 through 06/30/2018
115150004910

Schedule Of Purchases

TRADE DATE	SETTLMT DATE	DESCRIPTION	UNITS	AVG COST
03/29/2018	04/02/2018	PURCHASED 144.237 SHS GUGGENHEIM INVESTMENTS INVESTMENT GRADE BOND FUND ON 03/29/2018 AT 18.46 FOR REINVESTMENT	144.237	2,662.61
04/30/2018	05/01/2018	PURCHASED 174.251 SHS GUGGENHEIM INVESTMENTS INVESTMENT GRADE BOND FUND ON 04/30/2018 AT 18.36 FOR REINVESTMENT	174.251	3,199.25
05/31/2018	06/01/2018	PURCHASED 161.324 SHS GUGGENHEIM INVESTMENTS INVESTMENT GRADE BOND FUND ON 05/31/2018 AT 18.44 FOR REINVESTMENT	161.324	2,974.82
06/29/2018	07/02/2018	PURCHASED 172.046 SHS GUGGENHEIM INVESTMENTS INVESTMENT GRADE BOND FUND ON 06/29/2018 AT 18.43 FOR REINVESTMENT	172.046	3,170.81
TOTAL			6,970.919	129,145.12
HARTFORD WORLD BOND - Y				
12/27/2017	12/29/2017	PURCHASED 10.923 SHS HARTFORD WORLD BOND - Y ON 12/27/2017 AT 10.54 FOR REINVESTMENT	10.923	115.13
01/10/2018	01/11/2018	PURCHASED 5,344.383 SHS HARTFORD WORLD BOND - Y ON 01/10/2018 AT 10.58	5,344.383	56,543.57
06/28/2018	07/02/2018	PURCHASED 1.983 SHS HARTFORD WORLD BOND - Y ON 06/28/2018 AT 10.72 FOR REINVESTMENT	1.983	21.26
TOTAL			5,357.289	56,679.96
LEGG MASON BW GLOBAL OPPORTUNITIES BOND IS				
09/29/2017	10/02/2017	PURCHASED 410.673 SHS LEGG MASON BW GLOBAL OPPORTUNITIES BOND IS ON 09/29/2017 AT 11.26 FOR REINVESTMENT	410.673	4,624.18
12/21/2017	12/22/2017	PURCHASED 645.301 SHS LEGG MASON BW GLOBAL OPPORTUNITIES BOND IS ON 12/21/2017 AT 10.70 FOR REINVESTMENT	645.301	6,904.72

TRUST EB FORMAT

Statement Period
Account Number

07/01/2017 through 06/30/2018
115150004910

Schedule Of Purchases

TRADE DATE	SETTLMT DATE	DESCRIPTION	UNITS	AVG COST
12/21/2017	12/22/2017	PURCHASED 632.296 SHS LEGG MASON BW GLOBAL OPPORTUNITIES BOND IS ON 12/21/2017 AT 10.70 FOR REINVESTMENT	632.296	6,765.57
12/21/2017	12/22/2017	PURCHASED 699.01 SHS LEGG MASON BW GLOBAL OPPORTUNITIES BOND IS ON 12/21/2017 AT 10.70 FOR REINVESTMENT	699.01	7,479.40
01/10/2018	01/11/2018	PURCHASED 1,890.742 SHS LEGG MASON BW GLOBAL OPPORTUNITIES BOND IS ON 01/10/2018 AT 10.91	1,890.742	20,627.99
03/28/2018	03/29/2018	PURCHASED 409.31 SHS LEGG MASON BW GLOBAL OPPORTUNITIES BOND IS ON 03/28/2018 AT 11.14 FOR REINVESTMENT	409.31	4,559.71
06/28/2018	06/29/2018	PURCHASED 435.911 SHS LEGG MASON BW GLOBAL OPPORTUNITIES BOND IS ON 06/28/2018 AT 10.27 FOR REINVESTMENT	435.911	4,476.81
06/28/2018	06/29/2018	PURCHASED 32.778 SHS LEGG MASON BW GLOBAL OPPORTUNITIES BOND IS ON 06/28/2018 AT 10.27 FOR REINVESTMENT	32.778	336.63
06/28/2018	06/29/2018	PURCHASED 22.561 SHS LEGG MASON BW GLOBAL OPPORTUNITIES BOND IS ON 06/28/2018 AT 10.27 FOR REINVESTMENT	22.561	231.70
TOTAL			5,178.582	56,006.71
LEGG MASON BW ALTERNATIVE CREDIT				
09/29/2017	10/02/2017	PURCHASED 332.332 SHS LEGG MASON BW ALTERNATIVE CREDIT ON 09/29/2017 AT 10.42 FOR REINVESTMENT	332.332	3,462.90
12/21/2017	12/22/2017	PURCHASED 628.989 SHS LEGG MASON BW ALTERNATIVE CREDIT ON 12/21/2017 AT 10.38 FOR REINVESTMENT	628.989	6,528.91

TRUST EB FORMAT

Statement Period
Account Number

07/01/2017 through 06/30/2018
115150004910

Schedule Of Purchases

TRADE DATE	SETTLMT DATE	DESCRIPTION	UNITS	AVG COST
01/10/2018	01/11/2018	PURCHASED 3,479.596 SHS LEGG MASON BW ALTERNATIVE CREDIT ON 01/10/2018 AT 10.45	3,479.596	36,361.78
03/28/2018	03/29/2018	PURCHASED 606.113 SHS LEGG MASON BW ALTERNATIVE CREDIT ON 03/28/2018 AT 10.34 FOR REINVESTMENT	606.113	6,267.21
06/28/2018	06/29/2018	PURCHASED 81.278 SHS LEGG MASON BW ALTERNATIVE CREDIT ON 06/28/2018 AT 10.36 FOR REINVESTMENT	81.278	842.04
TOTAL			5,128.308	53,462.84
PRUDENTIAL FUNDS TOTAL RETURN BOND CL Q				
07/31/2017	08/01/2017	PURCHASED 182.059 SHS PRUDENTIAL FUNDS TOTAL RETURN BOND CL Q ON 07/31/2017 AT 14.52 FOR REINVESTMENT	182.059	2,643.49
08/31/2017	09/01/2017	PURCHASED 202.467 SHS PRUDENTIAL FUNDS TOTAL RETURN BOND CL Q ON 08/31/2017 AT 14.64 FOR REINVESTMENT	202.467	2,964.12
09/29/2017	10/02/2017	PURCHASED 226.166 SHS PRUDENTIAL FUNDS TOTAL RETURN BOND CL Q ON 09/29/2017 AT 14.55 FOR REINVESTMENT	226.166	3,290.71
10/31/2017	11/01/2017	PURCHASED 202.849 SHS PRUDENTIAL FUNDS TOTAL RETURN BOND CL Q ON 10/31/2017 AT 14.55 FOR REINVESTMENT	202.849	2,951.45
11/30/2017	12/01/2017	PURCHASED 212.023 SHS PRUDENTIAL FUNDS TOTAL RETURN BOND CL Q ON 11/30/2017 AT 14.51 FOR REINVESTMENT	212.023	3,076.46
12/29/2017	01/02/2018	PURCHASED 206.959 SHS PRUDENTIAL FUNDS TOTAL RETURN BOND CL Q ON 12/29/2017 AT 14.60 FOR REINVESTMENT	206.959	3,021.60

TRUST EB FORMAT

Statement Period
Account Number

07/01/2017 through 06/30/2018
115150004910

Schedule Of Purchases

TRADE DATE	SETTLMT DATE	DESCRIPTION	UNITS	AVG COST
01/10/2018	01/11/2018	PURCHASED 6,438.328 SHS PRUDENTIAL FUNDS TOTAL RETURN BOND CL Q ON 01/10/2018 AT 14.49	6,438.328	93,291.37
01/31/2018	02/01/2018	PURCHASED 224.42 SHS PRUDENTIAL FUNDS TOTAL RETURN BOND CL Q ON 01/31/2018 AT 14.43 FOR REINVESTMENT	224.42	3,238.38
02/28/2018	03/01/2018	PURCHASED 215.787 SHS PRUDENTIAL FUNDS TOTAL RETURN BOND CL Q ON 02/28/2018 AT 14.20 FOR REINVESTMENT	215.787	3,064.17
03/29/2018	04/02/2018	PURCHASED 248.917 SHS PRUDENTIAL FUNDS TOTAL RETURN BOND CL Q ON 03/29/2018 AT 14.29 FOR REINVESTMENT	248.917	3,557.03
04/30/2018	05/01/2018	PURCHASED 237.492 SHS PRUDENTIAL FUNDS TOTAL RETURN BOND CL Q ON 04/30/2018 AT 14.13 FOR REINVESTMENT	237.492	3,355.76
05/31/2018	06/01/2018	PURCHASED 250.843 SHS PRUDENTIAL FUNDS TOTAL RETURN BOND CL Q ON 05/31/2018 AT 14.13 FOR REINVESTMENT	250.843	3,544.41
06/29/2018	07/02/2018	PURCHASED 290.395 SHS PRUDENTIAL FUNDS TOTAL RETURN BOND CL Q ON 06/29/2018 AT 14.09 FOR REINVESTMENT	290.395	4,091.67
TOTAL			9,138.705	132,090.62
WESTERN ASSET CORE PLUS BOND IS				
07/31/2017	08/01/2017	PURCHASED 228.164 SHS WESTERN ASSET CORE PLUS BOND IS ON 07/31/2017 AT 11.86 FOR REINVESTMENT	228.164	2,706.03
08/31/2017	09/01/2017	PURCHASED 243.802 SHS WESTERN ASSET CORE PLUS BOND IS ON 08/31/2017 AT 11.96 FOR REINVESTMENT	243.802	2,915.87

TRUST EB FORMAT

Statement Period
Account Number

07/01/2017 through 06/30/2018
115150004910

Schedule Of Purchases

TRADE DATE	SETTLMT DATE	DESCRIPTION	UNITS	AVG COST
09/29/2017	10/02/2017	PURCHASED 235.614 SHS WESTERN ASSET CORE PLUS BOND IS ON 09/29/2017 AT 11.89 FOR REINVESTMENT	235.614	2,801.45
10/31/2017	11/01/2017	PURCHASED 242.808 SHS WESTERN ASSET CORE PLUS BOND IS ON 10/31/2017 AT 11.84 FOR REINVESTMENT	242.808	2,874.85
11/30/2017	12/01/2017	PURCHASED 336.021 SHS WESTERN ASSET CORE PLUS BOND IS ON 11/30/2017 AT 11.81 FOR REINVESTMENT	336.021	3,968.41
12/21/2017	12/22/2017	PURCHASED 79.594 SHS WESTERN ASSET CORE PLUS BOND IS ON 12/21/2017 AT 11.77 FOR REINVESTMENT	79.594	936.82
12/21/2017	12/22/2017	PURCHASED 55.655 SHS WESTERN ASSET CORE PLUS BOND IS ON 12/21/2017 AT 11.77 FOR REINVESTMENT	55.655	655.06
12/29/2017	01/02/2018	PURCHASED 266.618 SHS WESTERN ASSET CORE PLUS BOND IS ON 12/29/2017 AT 11.83 FOR REINVESTMENT	266.618	3,154.09
01/10/2018	01/11/2018	PURCHASED 7,552.338 SHS WESTERN ASSET CORE PLUS BOND IS ON 01/10/2018 AT 11.76	7,552.338	88,815.50
01/31/2018	02/01/2018	PURCHASED 273.634 SHS WESTERN ASSET CORE PLUS BOND IS ON 01/31/2018 AT 11.72 FOR REINVESTMENT	273.634	3,206.99
02/28/2018	03/01/2018	PURCHASED 278.674 SHS WESTERN ASSET CORE PLUS BOND IS ON 02/28/2018 AT 11.52 FOR REINVESTMENT	278.674	3,210.32
03/29/2018	04/02/2018	PURCHASED 315.457 SHS WESTERN ASSET CORE PLUS BOND IS ON 03/29/2018 AT 11.61 FOR REINVESTMENT	315.457	3,662.45

TRUST EB FORMAT

Statement Period
Account Number

07/01/2017 through 06/30/2018
115150004910

Schedule Of Purchases

TRADE DATE	SETTLMT DATE	DESCRIPTION	UNITS	AVG COST
04/30/2018	05/01/2018	PURCHASED 301.576 SHS WESTERN ASSET CORE PLUS BOND IS ON 04/30/2018 AT 11.44 FOR REINVESTMENT	301.576	3,450.03
05/31/2018	06/01/2018	PURCHASED 317.413 SHS WESTERN ASSET CORE PLUS BOND IS ON 05/31/2018 AT 11.41 FOR REINVESTMENT	317.413	3,621.68
06/19/2018	06/20/2018	PURCHASED 94.834 SHS WESTERN ASSET CORE PLUS BOND IS ON 06/19/2018 AT 11.26 FOR REINVESTMENT	94.834	1,067.83
06/19/2018	06/20/2018	PURCHASED 421.387 SHS WESTERN ASSET CORE PLUS BOND IS ON 06/19/2018 AT 11.26 FOR REINVESTMENT	421.387	4,744.82
06/29/2018	07/02/2018	PURCHASED 322.234 SHS WESTERN ASSET CORE PLUS BOND IS ON 06/29/2018 AT 11.29 FOR REINVESTMENT	322.234	3,638.02
TOTAL			11,565.823	135,430.22
TOTAL MUTUAL FUND - FIXED INCOME			61,139.159	846,395.51
MUTUAL FUND - DOMESTIC EQUITY				
ALGER FUNDS SMALL CAP FOCUS Z				
12/15/2017	12/19/2017	PURCHASED 549.518 SHS ALGER FUNDS SMALL CAP FOCUS Z ON 12/15/2017 AT 15.38 FOR REINVESTMENT	549.518	8,451.58
TOTAL			549.518	8,451.58
ALGER FUNDS SPECTRA Z				
12/15/2017	12/19/2017	PURCHASED 32.398 SHS ALGER FUNDS SPECTRA Z ON 12/15/2017 AT 21.09 FOR REINVESTMENT	32.398	683.28
12/15/2017	12/19/2017	PURCHASED 2,996.975 SHS ALGER FUNDS SPECTRA Z ON 12/15/2017 AT 21.09 FOR REINVESTMENT	2,996.975	63,206.20

TRUST EB FORMAT

Statement Period
Account Number

07/01/2017 through 06/30/2018
115150004910

Schedule Of Purchases

TRADE DATE	SETTLMT DATE	DESCRIPTION	UNITS	AVG COST
TOTAL			3,029.373	63,889.48
BRANDES FUNDS INTERNATIONAL SMALL CAP R6				
09/29/2017	10/03/2017	PURCHASED 58.797 SHS BRANDES FUNDS INTERNATIONAL SMALL CAP R6 ON 09/29/2017 AT 14.36 FOR REINVESTMENT	58.797	844.32
12/08/2017	12/12/2017	PURCHASED 159.397 SHS BRANDES FUNDS INTERNATIONAL SMALL CAP R6 ON 12/08/2017 AT 13.69 FOR REINVESTMENT	159.397	2,182.15
12/08/2017	12/12/2017	PURCHASED 1,040.933 SHS BRANDES FUNDS INTERNATIONAL SMALL CAP R6 ON 12/08/2017 AT 13.69 FOR REINVESTMENT	1,040.933	14,250.37
12/29/2017	01/03/2018	PURCHASED 1,403.245 SHS BRANDES FUNDS INTERNATIONAL SMALL CAP R6 ON 12/29/2017 AT 13.55 FOR REINVESTMENT	1,403.245	19,013.97
01/10/2018	01/11/2018	PURCHASED 1,231.132 SHS BRANDES FUNDS INTERNATIONAL SMALL CAP R6 ON 01/10/2018 AT 13.88	1,231.132	17,088.11
06/29/2018	07/03/2018	PURCHASED 92.99 SHS BRANDES FUNDS INTERNATIONAL SMALL CAP R6 ON 06/29/2018 AT 12.46 FOR REINVESTMENT	92.99	1,158.65
TOTAL			3,986.494	54,537.57
BRANDES FUNDS EMERGING MARKETS VALUE R6				
09/29/2017	10/03/2017	PURCHASED 257.736 SHS BRANDES FUNDS EMERGING MARKETS VALUE R6 ON 09/29/2017 AT 9.53 FOR REINVESTMENT	257.736	2,456.22
12/29/2017	01/03/2018	PURCHASED 230.298 SHS BRANDES FUNDS EMERGING MARKETS VALUE R6 ON 12/29/2017 AT 9.74 FOR REINVESTMENT	230.298	2,243.10
TOTAL			488.034	4,699.32

TRUST EB FORMAT

Statement Period
Account Number

07/01/2017 through 06/30/2018
115150004910

Schedule Of Purchases

TRADE DATE	SETTLMT DATE	DESCRIPTION	UNITS	AVG COST
COLUMBIA CONTRARIAN CORE				
12/11/2017	12/13/2017	PURCHASED 421.018 SHS COLUMBIA CONTRARIAN CORE ON 12/11/2017 AT 26.07 FOR REINVESTMENT	421.018	10,975.95
12/11/2017	12/13/2017	PURCHASED 111.827 SHS COLUMBIA CONTRARIAN CORE ON 12/11/2017 AT 26.07 FOR REINVESTMENT	111.827	2,915.33
12/11/2017	12/13/2017	PURCHASED 1,785.273 SHS COLUMBIA CONTRARIAN CORE ON 12/11/2017 AT 26.07 FOR REINVESTMENT	1,785.273	46,542.08
TOTAL			2,318.118	60,433.36
OAKMARK SELECT FUND-INSTITUTIONAL				
12/14/2017	12/18/2017	PURCHASED 121.104 SHS OAKMARK SELECT FUND-INSTITUTIONAL ON 12/14/2017 AT 46.81 FOR REINVESTMENT	121.104	5,668.89
12/14/2017	12/18/2017	PURCHASED 1,038.775 SHS OAKMARK SELECT FUND-INSTITUTIONAL ON 12/14/2017 AT 46.81 FOR REINVESTMENT	1,038.775	48,625.07
TOTAL			1,159.879	54,293.96
OAKMARK INTERNATIONAL INST.				
01/10/2018	01/11/2018	PURCHASED 21,688.703 SHS OAKMARK INTERNATIONAL INST. ON 01/10/2018 AT 29.47	21,688.703	639,166.07
01/12/2018	01/16/2018	PURCHASED .307 SHS OAKMARK INTERNATIONAL INST. ON 01/12/2018 AT 30.13	.307	9.25
TOTAL			21,689.01	639,175.32
HARTFORD FUNDS MIDCAP CLASS Y				
12/15/2017	12/19/2017	PURCHASED 130.842 SHS HARTFORD FUNDS MIDCAP CLASS Y ON 12/15/2017 AT 35.54 FOR REINVESTMENT	130.842	4,650.14

TRUST EB FORMAT

Statement Period
Account Number

07/01/2017 through 06/30/2018
115150004910

Schedule Of Purchases

TRADE DATE	SETTLMT DATE	DESCRIPTION	UNITS	AVG COST
12/15/2017	12/19/2017	PURCHASED 842.123 SHS HARTFORD FUNDS MIDCAP CLASS Y ON 12/15/2017 AT 35.54 FOR REINVESTMENT	842.123	29,929.04
TOTAL			972.965	34,579.18
JOHN HANCOCK INTERNATIONAL GROWTH R6				
01/10/2018	01/11/2018	PURCHASED 26,158.94 SHS JOHN HANCOCK INTERNATIONAL GROWTH R6 ON 01/10/2018 AT 28.51	26,158.94	745,791.38
TOTAL			26,158.94	745,791.38
PRUDENTIAL JENNISON GLOBAL OPPS Q				
01/10/2018	01/11/2018	PURCHASED 18,845.815 SHS PRUDENTIAL JENNISON GLOBAL OPPS Q ON 01/10/2018 AT 22.60	18,845.815	425,915.42
01/12/2018	01/16/2018	PURCHASED .219 SHS PRUDENTIAL JENNISON GLOBAL OPPS Q ON 01/12/2018 AT 22.88	.219	5.01
TOTAL			18,846.034	425,920.43
THORNBURG INVESTMENT INCOME BUILDER R6				
07/11/2017	07/13/2017	PURCHASED 117.482 SHS THORNBURG INVESTMENT INCOME BUILDER R6 ON 07/11/2017 AT 20.86 FOR REINVESTMENT	117.482	2,450.68
09/22/2017	09/26/2017	PURCHASED 507.745 SHS THORNBURG INVESTMENT INCOME BUILDER R6 ON 09/22/2017 AT 21.47 FOR REINVESTMENT	507.745	10,901.28
12/27/2017	12/29/2017	PURCHASED 685.979 SHS THORNBURG INVESTMENT INCOME BUILDER R6 ON 12/27/2017 AT 21.99 FOR REINVESTMENT	685.979	15,084.68
03/23/2018	03/27/2018	PURCHASED 453.841 SHS THORNBURG INVESTMENT INCOME BUILDER R6 ON 03/23/2018 AT 20.88 FOR REINVESTMENT	453.841	9,476.19

TRUST EB FORMAT

Statement Period
Account Number

07/01/2017 through 06/30/2018
115150004910

Schedule Of Purchases

TRADE DATE	SETTLMT DATE	DESCRIPTION	UNITS	AVG COST
06/22/2018	06/26/2018	PURCHASED 488.029 SHS THORNBURG INVESTMENT INCOME BUILDER R6 ON 06/22/2018 AT 21.49 FOR REINVESTMENT	488.029	10,487.75
TOTAL			2,253.076	48,400.58
UNDISCOVERED MANAGERS BEHAVIORAL VALUE R6				
12/13/2017	12/18/2017	PURCHASED 175.244 SHS UNDISCOVERED MANAGERS BEHAVIORAL VALUE R6 ON 12/13/2017 AT 69.80 FOR REINVESTMENT	175.244	12,232.01
12/13/2017	12/18/2017	PURCHASED 242.153 SHS UNDISCOVERED MANAGERS BEHAVIORAL VALUE R6 ON 12/13/2017 AT 69.80 FOR REINVESTMENT	242.153	16,902.31
12/20/2017	12/22/2017	PURCHASED 143.028 SHS UNDISCOVERED MANAGERS BEHAVIORAL VALUE R6 ON 12/20/2017 AT 69.87 FOR REINVESTMENT	143.028	9,993.35
TOTAL			560.425	39,127.67
TOTAL MUTUAL FUND - DOMESTIC EQUITY			82,011.866	2,179,299.83
MUTUAL FUND - INTERNATIONAL EQUITY				
BRANDES FUNDS INTERNATIONAL EQUITY - R6				
09/29/2017	10/03/2017	PURCHASED 146.885 SHS BRANDES FUNDS INTERNATIONAL EQUITY - R6 ON 09/29/2017 AT 17.56 FOR REINVESTMENT	146.885	2,579.30
TOTAL			146.885	2,579.30
HARTFORD INTERNATIONAL VALUE - Y				
12/15/2017	12/19/2017	PURCHASED 856.135 SHS HARTFORD INTERNATIONAL VALUE - Y ON 12/15/2017 AT 17.86 FOR REINVESTMENT	856.135	15,290.58

TRUST EB FORMAT

Statement Period
Account Number

07/01/2017 through 06/30/2018
115150004910

Schedule Of Purchases

TRADE DATE	SETTLMT DATE	DESCRIPTION	UNITS	AVG COST
12/15/2017	12/19/2017	PURCHASED 760.166 SHS HARTFORD INTERNATIONAL VALUE - Y ON 12/15/2017 AT 17.86 FOR REINVESTMENT	760.166	13,576.56
12/27/2017	12/29/2017	PURCHASED 1,726.813 SHS HARTFORD INTERNATIONAL VALUE - Y ON 12/27/2017 AT 17.60 FOR REINVESTMENT	1,726.813	30,391.91
TOTAL			3,343.114	59,259.05
CLEARBRIDGE INTERNATIONAL CM CAP - IS				
12/20/2017	12/21/2017	PURCHASED 1,007.508 SHS CLEARBRIDGE INTERNATIONAL CM CAP - IS ON 12/20/2017 AT 18.74 FOR REINVESTMENT	1,007.508	18,880.70
TOTAL			1,007.508	18,880.70
AMERICAN FUNDS NEW PERSPECTIVE F2				
12/21/2017	12/26/2017	PURCHASED 97.359 SHS AMERICAN FUNDS NEW PERSPECTIVE F2 ON 12/21/2017 AT 42.92 FOR REINVESTMENT	97.359	4,178.65
12/21/2017	12/26/2017	PURCHASED 752.091 SHS AMERICAN FUNDS NEW PERSPECTIVE F2 ON 12/21/2017 AT 42.92 FOR REINVESTMENT	752.091	32,279.73
TOTAL			849.45	36,458.38
AMERICAN FUNDS NEW WORLD F2				
12/21/2017	12/26/2017	PURCHASED 81.637 SHS AMERICAN FUNDS NEW WORLD F2 ON 12/21/2017 AT 66.20 FOR REINVESTMENT	81.637	5,404.35
12/21/2017	12/26/2017	PURCHASED 64.407 SHS AMERICAN FUNDS NEW WORLD F2 ON 12/21/2017 AT 66.20 FOR REINVESTMENT	64.407	4,263.74
TOTAL			146.044	9,668.09
TOTAL MUTUAL FUND - INTERNATIONAL EQUITY			5,493.001	126,845.52

TRUST EB FORMAT

Statement Period
Account Number

07/01/2017 through 06/30/2018
115150004910

Schedule Of Purchases

TRADE DATE	SETTLMT DATE	DESCRIPTION	UNITS	AVG COST
MUTUAL FUND - REAL ESTATE				
COHEN AND STEERS REAL ESTATE SECURITIES - Z				
09/29/2017	10/03/2017	PURCHASED 416.264 SHS COHEN AND STEERS REAL ESTATE SECURITIES - Z ON 09/29/2017 AT 15.26 FOR REINVESTMENT	416.264	6,352.19
12/06/2017	12/08/2017	PURCHASED 411.301 SHS COHEN AND STEERS REAL ESTATE SECURITIES - Z ON 12/06/2017 AT 15.38 FOR REINVESTMENT	411.301	6,325.81
03/29/2018	04/03/2018	PURCHASED 288.443 SHS COHEN AND STEERS REAL ESTATE SECURITIES - Z ON 03/29/2018 AT 14.48 FOR REINVESTMENT	288.443	4,176.66
06/29/2018	07/03/2018	PURCHASED 346.294 SHS COHEN AND STEERS REAL ESTATE SECURITIES - Z ON 06/29/2018 AT 15.53 FOR REINVESTMENT	346.294	5,377.94
TOTAL			1,462.302	22,232.60
PRUDENTIAL FUNDS GLOBAL REAL ESTATE CL Q				
07/14/2017	07/17/2017	PURCHASED 243.155 SHS PRUDENTIAL FUNDS GLOBAL REAL ESTATE CL Q ON 07/14/2017 AT 23.81 FOR REINVESTMENT	243.155	5,789.52
10/20/2017	10/23/2017	PURCHASED 138.87 SHS PRUDENTIAL FUNDS GLOBAL REAL ESTATE CL Q ON 10/20/2017 AT 24.39 FOR REINVESTMENT	138.87	3,387.04
12/19/2017	12/20/2017	PURCHASED 658.199 SHS PRUDENTIAL FUNDS GLOBAL REAL ESTATE CL Q ON 12/19/2017 AT 24.09 FOR REINVESTMENT	658.199	15,856.01
12/19/2017	12/20/2017	PURCHASED 579.181 SHS PRUDENTIAL FUNDS GLOBAL REAL ESTATE CL Q ON 12/19/2017 AT 24.09 FOR REINVESTMENT	579.181	13,952.46

TRUST EB FORMAT

Statement Period
Account Number

07/01/2017 through 06/30/2018
115150004910

Schedule Of Purchases

TRADE DATE	SETTLMT DATE	DESCRIPTION	UNITS	AVG COST
04/13/2018	04/16/2018	PURCHASED 120.309 SHS PRUDENTIAL FUNDS GLOBAL REAL ESTATE CL Q ON 04/13/2018 AT 23.08 FOR REINVESTMENT	120.309	2,776.74
TOTAL			1,739.714	41,761.77
TOTAL MUTUAL FUND - REAL ESTATE			3,202.016	63,994.37
TOTAL PURCHASES				3,216,535.23

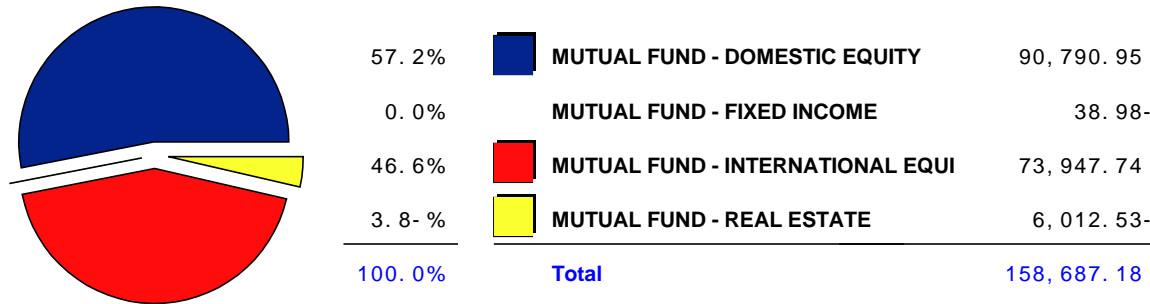
TRUST EB FORMAT

Statement Period
Account Number

07/01/2017 through 06/30/2018
115150004910

Schedule Of Sales

Realized Gains & Losses Allocation



Realized Gains & Losses Schedule

TRADE DATE	SETTLMT DATE	DESCRIPTION	PROCEEDS	MKT / COST BASIS	MKT / COST GAIN / LOSS
MUTUAL FUND - FIXED INCOME					
BLACKROCK TOTAL RETURN - K					
07/14/2017	07/17/2017	SOLD 31.654 SHS BLACKROCK TOTAL RETURN - K ON 07/14/2017 AT 11.75	371.94	371.62 377.17	0.32 5.23-
08/08/2017	08/09/2017	SOLD 32.116 SHS BLACKROCK TOTAL RETURN - K ON 08/08/2017 AT 11.77	378.01	377.04 382.66	0.97 4.65-
09/14/2017	09/15/2017	SOLD 32.119 SHS BLACKROCK TOTAL RETURN - K ON 09/14/2017 AT 11.80	379.00	377.09 382.69	1.91 3.69-
10/17/2017	10/18/2017	SOLD 32.601 SHS BLACKROCK TOTAL RETURN - K ON 10/17/2017 AT 11.77	383.71	382.75 388.42	0.96 4.71-

TRUST EB FORMAT

Statement Period
Account Number

07/01/2017 through 06/30/2018
115150004910

Schedule Of Sales

TRADE DATE	SETTLMT DATE	DESCRIPTION	PROCEEDS	MKT / COST BASIS	MKT / COST GAIN / LOSS
11/08/2017	11/09/2017	SOLD 32.94 SHS BLACKROCK TOTAL RETURN - K ON 11/08/2017 AT 11.74	386.71	386.73 392.44	0.02- 5.73-
12/12/2017	12/13/2017	SOLD 33.485 SHS BLACKROCK TOTAL RETURN - K ON 12/12/2017 AT 11.68	391.11	393.12 398.91	2.01- 7.80-
01/11/2018	01/12/2018	SOLD 33.84 SHS BLACKROCK TOTAL RETURN - K ON 01/11/2018 AT 11.67	394.91	397.03 402.38	2.12- 7.47-
02/13/2018	02/14/2018	SOLD 35.434 SHS BLACKROCK TOTAL RETURN - K ON 02/13/2018 AT 11.46	406.07	415.72 421.30	9.65- 15.23-
03/13/2018	03/14/2018	SOLD 34.518 SHS BLACKROCK TOTAL RETURN - K ON 03/13/2018 AT 11.42	394.20	404.94 410.37	10.74- 16.17-
04/09/2018	04/10/2018	SOLD 34.401 SHS BLACKROCK TOTAL RETURN - K ON 04/09/2018 AT 11.42	392.86	403.54 408.93	10.68- 16.07-
05/10/2018	05/11/2018	SOLD 34.869 SHS BLACKROCK TOTAL RETURN - K ON 05/10/2018 AT 11.30	394.02	408.99 414.44	14.97- 20.42-
06/08/2018	06/11/2018	SOLD 35.182 SHS BLACKROCK TOTAL RETURN - K ON 06/08/2018 AT 11.30	397.56	412.63 418.11	15.07- 20.55-
TOTAL 403.159 SHS			4,670.10	4,731.20 4,797.82	61.10- 127.72-
GUGGENHEIM INVESTMENTS MACRO OPPORTUNITIES INST.					
07/14/2017	07/17/2017	SOLD 13.962 SHS GUGGENHEIM INVESTMENTS MACRO OPPORTUNITIES INST. ON 07/14/2017 AT 26.64	371.94	371.95 367.08	0.01- 4.86
08/08/2017	08/09/2017	SOLD 14.168 SHS GUGGENHEIM INVESTMENTS MACRO OPPORTUNITIES INST. ON 08/08/2017 AT 26.68	378.01	377.44 372.51	0.57 5.50

TRUST EB FORMAT

Statement Period
Account Number

07/01/2017 through 06/30/2018
115150004910

Schedule Of Sales

TRADE DATE	SETTLMT DATE	DESCRIPTION	PROCEEDS	MKT / COST BASIS	MKT / COST GAIN / LOSS
09/14/2017	09/15/2017	SOLD 14.195 SHS GUGGENHEIM INVESTMENTS MACRO OPPORTUNITIES INST. ON 09/14/2017 AT 26.70	379.00	378.16 373.24	0.84 5.76
10/17/2017	10/18/2017	SOLD 14.355 SHS GUGGENHEIM INVESTMENTS MACRO OPPORTUNITIES INST. ON 10/17/2017 AT 26.73	383.71	382.42 377.46	1.29 6.25
11/08/2017	11/09/2017	SOLD 14.467 SHS GUGGENHEIM INVESTMENTS MACRO OPPORTUNITIES INST. ON 11/08/2017 AT 26.73	386.71	385.41 380.43	1.30 6.28
12/12/2017	12/13/2017	SOLD 14.61 SHS GUGGENHEIM INVESTMENTS MACRO OPPORTUNITIES INST. ON 12/12/2017 AT 26.77	391.11	389.22 384.20	1.89 6.91
01/11/2018	01/12/2018	SOLD 14.697 SHS GUGGENHEIM INVESTMENTS MACRO OPPORTUNITIES INST. ON 01/11/2018 AT 26.87	394.91	391.78 387.12	3.13 7.79
02/13/2018	02/14/2018	SOLD 15.158 SHS GUGGENHEIM INVESTMENTS MACRO OPPORTUNITIES INST. ON 02/13/2018 AT 26.79	406.07	404.08 399.28	1.99 6.79
03/13/2018	03/14/2018	SOLD 14.714 SHS GUGGENHEIM INVESTMENTS MACRO OPPORTUNITIES INST. ON 03/13/2018 AT 26.79	394.20	392.25 387.60	1.95 6.60
04/09/2018	04/10/2018	SOLD 14.73 SHS GUGGENHEIM INVESTMENTS MACRO OPPORTUNITIES INST. ON 04/09/2018 AT 26.67	392.86	392.67 388.03	0.19 4.83
05/10/2018	05/11/2018	SOLD 14.796 SHS GUGGENHEIM INVESTMENTS MACRO OPPORTUNITIES INST. ON 05/10/2018 AT 26.63	394.02	394.43 389.79	0.41 - 4.23
06/08/2018	06/11/2018	SOLD 14.951 SHS GUGGENHEIM INVESTMENTS MACRO OPPORTUNITIES INST. ON 06/08/2018 AT 26.59	397.56	398.56 393.88	1.00 - 3.68
TOTAL 174.803 SHS			4,670.10	4,658.37 4,600.62	11.73 69.48

TRUST EB FORMAT

Statement Period
Account Number

07/01/2017 through 06/30/2018
115150004910

Schedule Of Sales

TRADE DATE	SETTLMT DATE	DESCRIPTION	PROCEEDS	MKT / COST BASIS	MKT / COST GAIN / LOSS
GUGGENHEIM INVESTMENTS INVESTMENT GRADE BOND FUND					
07/14/2017	07/17/2017	SOLD 20.181 SHS GUGGENHEIM INVESTMENTS INVESTMENT GRADE BOND FUND ON 07/14/2017 AT 18.43	371.94	372.74 369.95	0.80- 1.99
08/08/2017	08/09/2017	SOLD 20.444 SHS GUGGENHEIM INVESTMENTS INVESTMENT GRADE BOND FUND ON 08/08/2017 AT 18.49	378.01	377.60 374.78	0.41 3.23
09/14/2017	09/15/2017	SOLD 20.409 SHS GUGGENHEIM INVESTMENTS INVESTMENT GRADE BOND FUND ON 09/14/2017 AT 18.57	379.00	376.96 374.16	2.04 4.84
10/17/2017	10/18/2017	SOLD 20.641 SHS GUGGENHEIM INVESTMENTS INVESTMENT GRADE BOND FUND ON 10/17/2017 AT 18.59	383.71	381.25 378.42	2.46 5.29
11/08/2017	11/09/2017	SOLD 20.802 SHS GUGGENHEIM INVESTMENTS INVESTMENT GRADE BOND FUND ON 11/08/2017 AT 18.59	386.71	384.23 381.38	2.48 5.33
12/12/2017	12/13/2017	SOLD 21.039 SHS GUGGENHEIM INVESTMENTS INVESTMENT GRADE BOND FUND ON 12/12/2017 AT 18.59	391.11	388.61 385.74	2.50 5.37
01/11/2018	01/12/2018	SOLD 21.277 SHS GUGGENHEIM INVESTMENTS INVESTMENT GRADE BOND FUND ON 01/11/2018 AT 18.56	394.91	393.12 390.43	1.79 4.48
02/13/2018	02/14/2018	SOLD 22.093 SHS GUGGENHEIM INVESTMENTS INVESTMENT GRADE BOND FUND ON 02/13/2018 AT 18.38	406.07	408.20 405.41	2.13- 0.66
03/13/2018	03/14/2018	SOLD 21.447 SHS GUGGENHEIM INVESTMENTS INVESTMENT GRADE BOND FUND ON 03/13/2018 AT 18.38	394.20	396.26 393.56	2.06- 0.64
04/09/2018	04/10/2018	SOLD 21.328 SHS GUGGENHEIM INVESTMENTS INVESTMENT GRADE BOND FUND ON 04/09/2018 AT 18.42	392.86	394.06 391.38	1.20- 1.48
05/10/2018	05/11/2018	SOLD 21.472 SHS GUGGENHEIM INVESTMENTS INVESTMENT GRADE BOND FUND ON 05/10/2018 AT 18.35	394.02	396.71 394.02	2.69-

TRUST EB FORMAT

Statement Period
Account Number

07/01/2017 through 06/30/2018
115150004910

Schedule Of Sales

TRADE DATE	SETTLMT DATE	DESCRIPTION	PROCEEDS	MKT / COST BASIS	MKT / COST GAIN / LOSS
06/08/2018	06/11/2018	SOLD 21.642 SHS GUGGENHEIM INVESTMENTS INVESTMENT GRADE BOND FUND ON 06/08/2018 AT 18.37	397.56	399.85 397.15	2.29- 0.41
TOTAL 252.775 SHS			4,670.10	4,669.59 4,636.38	0.51 33.72
HARTFORD WORLD BOND - Y					
07/14/2017	07/17/2017	SOLD 17.819 SHS HARTFORD WORLD BOND - Y ON 07/14/2017 AT 10.45	186.21	185.85 184.84	0.36 1.37
08/08/2017	08/09/2017	SOLD 18.075 SHS HARTFORD WORLD BOND - Y ON 08/08/2017 AT 10.47	189.25	188.52 187.50	0.73 1.75
09/14/2017	09/15/2017	SOLD 18.089 SHS HARTFORD WORLD BOND - Y ON 09/14/2017 AT 10.49	189.75	188.67 187.64	1.08 2.11
10/17/2017	10/18/2017	SOLD 18.26 SHS HARTFORD WORLD BOND - Y ON 10/17/2017 AT 10.52	192.10	190.45 189.42	1.65 2.68
11/08/2017	11/09/2017	SOLD 18.369 SHS HARTFORD WORLD BOND - Y ON 11/08/2017 AT 10.54	193.61	191.59 190.55	2.02 3.06
12/12/2017	12/13/2017	SOLD 18.56 SHS HARTFORD WORLD BOND - Y ON 12/12/2017 AT 10.55	195.81	193.58 192.53	2.23 3.28
01/11/2018	01/12/2018	SOLD 18.705 SHS HARTFORD WORLD BOND - Y ON 01/11/2018 AT 10.57	197.71	195.34 194.37	2.37 3.34
02/13/2018	02/14/2018	SOLD 19.179 SHS HARTFORD WORLD BOND - Y ON 02/13/2018 AT 10.60	203.30	200.29 199.30	3.01 4.00
03/13/2018	03/14/2018	SOLD 18.618 SHS HARTFORD WORLD BOND - Y ON 03/13/2018 AT 10.60	197.35	194.43 193.47	2.92 3.88
04/09/2018	04/10/2018	SOLD 18.52 SHS HARTFORD WORLD BOND - Y ON 04/09/2018 AT 10.62	196.68	193.41 192.45	3.27 4.23
05/10/2018	05/11/2018	SOLD 18.54 SHS HARTFORD WORLD BOND - Y ON 05/10/2018 AT 10.64	197.27	193.62 192.66	3.65 4.61
06/08/2018	06/11/2018	SOLD 18.654 SHS HARTFORD WORLD BOND - Y ON 06/08/2018 AT 10.67	199.04	194.81 193.84	4.23 5.20
TOTAL 221.388 SHS			2,338.08	2,310.56 2,298.57	27.52 39.51

TRUST EB FORMAT

Statement Period
Account Number

07/01/2017 through 06/30/2018
115150004910

Schedule Of Sales

TRADE DATE	SETTLMT DATE	DESCRIPTION	PROCEEDS	MKT / COST BASIS	MKT / COST GAIN / LOSS
		LEGG MASON BW GLOBAL OPPORTUNITIES BOND IS			
07/14/2017	07/17/2017	SOLD 16.7 SHS LEGG MASON BW GLOBAL OPPORTUNITIES BOND IS ON 07/14/2017 AT 11.15	186.21	183.70 180.57	2.51 5.64
08/08/2017	08/09/2017	SOLD 16.807 SHS LEGG MASON BW GLOBAL OPPORTUNITIES BOND IS ON 08/08/2017 AT 11.26	189.25	184.88 181.72	4.37 7.53
09/14/2017	09/15/2017	SOLD 16.529 SHS LEGG MASON BW GLOBAL OPPORTUNITIES BOND IS ON 09/14/2017 AT 11.48	189.75	181.82 178.72	7.93 11.03
10/17/2017	10/18/2017	SOLD 17.198 SHS LEGG MASON BW GLOBAL OPPORTUNITIES BOND IS ON 10/17/2017 AT 11.17	192.10	189.21 186.01	2.89 6.09
11/08/2017	11/09/2017	SOLD 17.601 SHS LEGG MASON BW GLOBAL OPPORTUNITIES BOND IS ON 11/08/2017 AT 11.00	193.61	193.65 190.37	0.04- 3.24
12/12/2017	12/13/2017	SOLD 17.72 SHS LEGG MASON BW GLOBAL OPPORTUNITIES BOND IS ON 12/12/2017 AT 11.05	195.81	194.95 191.65	0.86 4.16
01/11/2018	01/12/2018	SOLD 57.089 SHS LEGG MASON BW GLOBAL OPPORTUNITIES BOND IS ON 01/11/2018 AT 10.96	625.70	627.34 617.41	1.64- 8.29
02/13/2018	02/14/2018	SOLD 18.332 SHS LEGG MASON BW GLOBAL OPPORTUNITIES BOND IS ON 02/13/2018 AT 11.09	203.30	201.45 198.26	1.85 5.04
03/13/2018	03/14/2018	SOLD 17.668 SHS LEGG MASON BW GLOBAL OPPORTUNITIES BOND IS ON 03/13/2018 AT 11.17	197.35	194.15 191.08	3.20 6.27
04/09/2018	04/10/2018	SOLD 17.655 SHS LEGG MASON BW GLOBAL OPPORTUNITIES BOND IS ON 04/09/2018 AT 11.14	196.68	194.03 190.98	2.65 5.70
05/10/2018	05/11/2018	SOLD 18.283 SHS LEGG MASON BW GLOBAL OPPORTUNITIES BOND IS ON 05/10/2018 AT 10.79	197.27	200.93 197.77	3.66- 0.50-

TRUST EB FORMAT

Statement Period
Account Number

07/01/2017 through 06/30/2018
115150004910

Schedule Of Sales

TRADE DATE	SETTLMT DATE	DESCRIPTION	PROCEEDS	MKT / COST BASIS	MKT / COST GAIN / LOSS
06/08/2018	06/11/2018	SOLD 18.92 SHS LEGG MASON BW GLOBAL OPPORTUNITIES BOND IS ON 06/08/2018 AT 10.52	199.04	207.93 204.66	8.89- 5.62-
TOTAL 250.502 SHS			2,766.07	2,754.04 2,709.20	12.03 56.87
LEGG MASON BW ALTERNATIVE CREDIT					
07/14/2017	07/17/2017	SOLD 17.905 SHS LEGG MASON BW ALTERNATIVE CREDIT ON 07/14/2017 AT 10.40	186.21	184.24 185.19	1.97 1.02
08/08/2017	08/09/2017	SOLD 18.024 SHS LEGG MASON BW ALTERNATIVE CREDIT ON 08/08/2017 AT 10.50	189.25	185.47 186.42	3.78 2.83
09/14/2017	09/15/2017	SOLD 18.141 SHS LEGG MASON BW ALTERNATIVE CREDIT ON 09/14/2017 AT 10.46	189.75	186.67 187.63	3.08 2.12
10/17/2017	10/18/2017	SOLD 18.4 SHS LEGG MASON BW ALTERNATIVE CREDIT ON 10/17/2017 AT 10.44	192.10	189.35 190.32	2.75 1.78
11/08/2017	11/09/2017	SOLD 18.581 SHS LEGG MASON BW ALTERNATIVE CREDIT ON 11/08/2017 AT 10.42	193.61	191.21 192.19	2.40 1.42
12/12/2017	12/13/2017	SOLD 18.72 SHS LEGG MASON BW ALTERNATIVE CREDIT ON 12/12/2017 AT 10.46	195.81	192.64 193.63	3.17 2.18
01/11/2018	01/12/2018	SOLD 18.902 SHS LEGG MASON BW ALTERNATIVE CREDIT ON 01/11/2018 AT 10.46	197.71	194.70 195.63	3.01 2.08
02/13/2018	02/14/2018	SOLD 19.567 SHS LEGG MASON BW ALTERNATIVE CREDIT ON 02/13/2018 AT 10.39	203.30	201.55 202.51	1.75 0.79
03/13/2018	03/14/2018	SOLD 18.849 SHS LEGG MASON BW ALTERNATIVE CREDIT ON 03/13/2018 AT 10.47	197.35	194.16 195.08	3.19 2.27

TRUST EB FORMAT

Statement Period
Account Number

07/01/2017 through 06/30/2018
115150004910

Schedule Of Sales

TRADE DATE	SETTLMT DATE	DESCRIPTION	PROCEEDS	MKT / COST BASIS	MKT / COST GAIN / LOSS
04/09/2018	04/10/2018	SOLD 18.875 SHS LEGG MASON BW ALTERNATIVE CREDIT ON 04/09/2018 AT 10.42	196.68	194.43 195.35	2.25 1.33
05/10/2018	05/11/2018	SOLD 18.968 SHS LEGG MASON BW ALTERNATIVE CREDIT ON 05/10/2018 AT 10.40	197.27	195.39 196.31	1.88 0.96
06/08/2018	06/11/2018	SOLD 19.194 SHS LEGG MASON BW ALTERNATIVE CREDIT ON 06/08/2018 AT 10.37	199.04	197.72 198.65	1.32 0.39
TOTAL 224.126 SHS			2,338.08	2,307.53 2,318.91	30.55 19.17
PRUDENTIAL FUNDS TOTAL RETURN BOND CL Q					
07/14/2017	07/17/2017	SOLD 25.722 SHS PRUDENTIAL FUNDS TOTAL RETURN BOND CL Q ON 07/14/2017 AT 14.46	371.94	371.94 365.50	6.44
08/08/2017	08/09/2017	SOLD 26.016 SHS PRUDENTIAL FUNDS TOTAL RETURN BOND CL Q ON 08/08/2017 AT 14.53	378.01	376.19 369.69	1.82 8.32
09/14/2017	09/15/2017	SOLD 25.977 SHS PRUDENTIAL FUNDS TOTAL RETURN BOND CL Q ON 09/14/2017 AT 14.59	379.00	375.64 369.17	3.36 9.83
10/17/2017	10/18/2017	SOLD 26.282 SHS PRUDENTIAL FUNDS TOTAL RETURN BOND CL Q ON 10/17/2017 AT 14.60	383.71	380.06 373.52	3.65 10.19
11/08/2017	11/09/2017	SOLD 26.523 SHS PRUDENTIAL FUNDS TOTAL RETURN BOND CL Q ON 11/08/2017 AT 14.58	386.71	383.55 376.97	3.16 9.74
12/12/2017	12/13/2017	SOLD 26.88 SHS PRUDENTIAL FUNDS TOTAL RETURN BOND CL Q ON 12/12/2017 AT 14.55	391.11	388.72 382.07	2.39 9.04
01/11/2018	01/12/2018	SOLD 27.179 SHS PRUDENTIAL FUNDS TOTAL RETURN BOND CL Q ON 01/11/2018 AT 14.53	394.91	393.11 386.89	1.80 8.02

TRUST EB FORMAT

Statement Period
Account Number

07/01/2017 through 06/30/2018
115150004910

Schedule Of Sales

TRADE DATE	SETTLMT DATE	DESCRIPTION	PROCEEDS	MKT / COST BASIS	MKT / COST GAIN / LOSS
02/13/2018	02/14/2018	SOLD 28.556 SHS PRUDENTIAL FUNDS TOTAL RETURN BOND CL Q ON 02/13/2018 AT 14.22	406.07	413.02 406.51	6.95- 0.44-
03/13/2018	03/14/2018	SOLD 27.722 SHS PRUDENTIAL FUNDS TOTAL RETURN BOND CL Q ON 03/13/2018 AT 14.22	394.20	400.94 394.63	6.74- 0.43-
04/09/2018	04/10/2018	SOLD 27.55 SHS PRUDENTIAL FUNDS TOTAL RETURN BOND CL Q ON 04/09/2018 AT 14.26	392.86	398.44 392.19	5.58- 0.67
05/10/2018	05/11/2018	SOLD 28.004 SHS PRUDENTIAL FUNDS TOTAL RETURN BOND CL Q ON 05/10/2018 AT 14.07	394.02	404.98 398.64	10.96- 4.62-
06/08/2018	06/11/2018	SOLD 28.316 SHS PRUDENTIAL FUNDS TOTAL RETURN BOND CL Q ON 06/08/2018 AT 14.04	397.56	409.47 403.07	11.91- 5.51-
TOTAL 324.727 SHS			4,670.10	4,696.06 4,618.85	25.96- 51.25
WESTERN ASSET CORE PLUS BOND IS					
07/14/2017	07/17/2017	SOLD 31.494 SHS WESTERN ASSET CORE PLUS BOND IS ON 07/14/2017 AT 11.81	371.94	371.00 373.19	0.94 1.25-
08/08/2017	08/09/2017	SOLD 31.846 SHS WESTERN ASSET CORE PLUS BOND IS ON 08/08/2017 AT 11.87	378.01	375.15 377.36	2.86 0.65
09/14/2017	09/15/2017	SOLD 31.689 SHS WESTERN ASSET CORE PLUS BOND IS ON 09/14/2017 AT 11.96	379.00	373.32 375.51	5.68 3.49
10/17/2017	10/18/2017	SOLD 32.217 SHS WESTERN ASSET CORE PLUS BOND IS ON 10/17/2017 AT 11.91	383.71	379.54 381.77	4.17 1.94
11/08/2017	11/09/2017	SOLD 32.551 SHS WESTERN ASSET CORE PLUS BOND IS ON 11/08/2017 AT 11.88	386.71	383.48 385.73	3.23 0.98

TRUST EB FORMAT

Statement Period
Account Number

07/01/2017 through 06/30/2018
115150004910

Schedule Of Sales

TRADE DATE	SETTLMT DATE	DESCRIPTION	PROCEEDS	MKT / COST BASIS	MKT / COST GAIN / LOSS
12/12/2017	12/13/2017	SOLD 33.089 SHS WESTERN ASSET CORE PLUS BOND IS ON 12/12/2017 AT 11.82	391.11	389.83 392.10	1.28 0.99-
01/11/2018	01/12/2018	SOLD 33.495 SHS WESTERN ASSET CORE PLUS BOND IS ON 01/11/2018 AT 11.79	394.91	394.56 396.70	0.35 1.79-
02/13/2018	02/14/2018	SOLD 35.158 SHS WESTERN ASSET CORE PLUS BOND IS ON 02/13/2018 AT 11.55	406.07	414.15 416.38	8.08- 10.31-
03/13/2018	03/14/2018	SOLD 34.189 SHS WESTERN ASSET CORE PLUS BOND IS ON 03/13/2018 AT 11.53	394.20	402.71 404.88	8.51- 10.68-
04/09/2018	04/10/2018	SOLD 33.926 SHS WESTERN ASSET CORE PLUS BOND IS ON 04/09/2018 AT 11.58	392.86	399.60 401.74	6.74- 8.88-
05/10/2018	05/11/2018	SOLD 34.594 SHS WESTERN ASSET CORE PLUS BOND IS ON 05/10/2018 AT 11.39	394.02	407.43 409.61	13.41- 15.59-
06/08/2018	06/11/2018	SOLD 35.12 SHS WESTERN ASSET CORE PLUS BOND IS ON 06/08/2018 AT 11.32	397.56	413.59 415.80	16.03- 18.24-
TOTAL 399.368 SHS			4,670.10	4,704.36 4,730.77	34.26- 60.67-
TOTAL MUTUAL FUND - FIXED INCOME			30,792.73	30,831.71 30,711.12	38.98- 81.61
MUTUAL FUND - DOMESTIC EQUITY					
ALGER FUNDS SMALL CAP FOCUS Z					
07/14/2017	07/17/2017	SOLD 17.104 SHS ALGER FUNDS SMALL CAP FOCUS Z ON 07/14/2017 AT 14.50	248.01	245.78 186.95	2.23 61.06
08/08/2017	08/09/2017	SOLD 17.577 SHS ALGER FUNDS SMALL CAP FOCUS Z ON 08/08/2017 AT 14.34	252.06	252.58 192.12	0.52- 59.94

TRUST EB FORMAT

Statement Period
Account Number

07/01/2017 through 06/30/2018
115150004910

Schedule Of Sales

TRADE DATE	SETTLMT DATE	DESCRIPTION	PROCEEDS	MKT / COST BASIS	MKT / COST GAIN / LOSS
09/14/2017	09/15/2017	SOLD 17.204 SHS ALGER FUNDS SMALL CAP FOCUS Z ON 09/14/2017 AT 14.69	252.72	247.22 188.04	5.50 64.68
10/17/2017	10/18/2017	SOLD 16.734 SHS ALGER FUNDS SMALL CAP FOCUS Z ON 10/17/2017 AT 15.29	255.86	240.47 182.90	15.39 72.96
11/08/2017	11/09/2017	SOLD 16.755 SHS ALGER FUNDS SMALL CAP FOCUS Z ON 11/08/2017 AT 15.39	257.86	240.77 183.13	17.09 74.73
12/12/2017	12/13/2017	SOLD 17.001 SHS ALGER FUNDS SMALL CAP FOCUS Z ON 12/12/2017 AT 15.34	260.79	244.30 185.82	16.49 74.97
01/10/2018	01/11/2018	SOLD 6,367.385 SHS ALGER FUNDS SMALL CAP FOCUS Z ON 01/10/2018 AT 16.02	102,005.51	91,559.14 69,859.49	10,446.37 32,146.02
01/11/2018	01/12/2018	SOLD 16.225 SHS ALGER FUNDS SMALL CAP FOCUS Z ON 01/11/2018 AT 16.23	263.33	233.31 178.01	30.02 85.32
02/13/2018	02/14/2018	SOLD 17.413 SHS ALGER FUNDS SMALL CAP FOCUS Z ON 02/13/2018 AT 15.55	270.77	250.39 191.05	20.38 79.72
03/13/2018	03/14/2018	SOLD 15.327 SHS ALGER FUNDS SMALL CAP FOCUS Z ON 03/13/2018 AT 17.15	262.85	220.39 168.16	42.46 94.69
04/09/2018	04/10/2018	SOLD 15.762 SHS ALGER FUNDS SMALL CAP FOCUS Z ON 04/09/2018 AT 16.62	261.96	226.65 172.93	35.31 89.03
05/10/2018	05/11/2018	SOLD 14.31 SHS ALGER FUNDS SMALL CAP FOCUS Z ON 05/10/2018 AT 18.36	262.74	205.77 157.00	56.97 105.74
06/08/2018	06/11/2018	SOLD 13.456 SHS ALGER FUNDS SMALL CAP FOCUS Z ON 06/08/2018 AT 19.70	265.09	193.49 147.63	71.60 117.46
TOTAL 6,562.253 SHS			105,119.55	94,360.26 71,993.23	10,759.29 33,126.32

TRUST EB FORMAT

Statement Period
Account Number

07/01/2017 through 06/30/2018
115150004910

Schedule Of Sales

TRADE DATE	SETTLMT DATE	DESCRIPTION	PROCEEDS	MKT / COST BASIS	MKT / COST GAIN / LOSS
ALGER FUNDS SPECTRA Z					
07/14/2017	07/17/2017	SOLD 15.202 SHS ALGER FUNDS SPECTRA Z ON 07/14/2017 AT 20.40	310.12	300.85 278.00	9.27 32.12
08/08/2017	08/09/2017	SOLD 15.314 SHS ALGER FUNDS SPECTRA Z ON 08/08/2017 AT 20.58	315.17	303.06 280.05	12.11 35.12
09/14/2017	09/15/2017	SOLD 15.112 SHS ALGER FUNDS SPECTRA Z ON 09/14/2017 AT 20.91	316.00	299.07 276.35	16.93 39.65
10/17/2017	10/18/2017	SOLD 14.978 SHS ALGER FUNDS SPECTRA Z ON 10/17/2017 AT 21.36	319.92	296.41 273.90	23.51 46.02
11/08/2017	11/09/2017	SOLD 14.557 SHS ALGER FUNDS SPECTRA Z ON 11/08/2017 AT 22.15	322.43	288.08 266.20	34.35 56.23
12/12/2017	12/13/2017	SOLD 14.709 SHS ALGER FUNDS SPECTRA Z ON 12/12/2017 AT 22.17	326.09	291.09 268.98	35.00 57.11
01/10/2018	01/11/2018	SOLD 5,141.472 SHS ALGER FUNDS SPECTRA Z ON 01/10/2018 AT 21.93	112,752.49	102,127.19 94,835.45	10,625.30 17,917.04
01/11/2018	01/12/2018	SOLD 14.916 SHS ALGER FUNDS SPECTRA Z ON 01/11/2018 AT 22.07	329.20	296.28 275.13	32.92 54.07
02/13/2018	02/14/2018	SOLD 15.707 SHS ALGER FUNDS SPECTRA Z ON 02/13/2018 AT 21.55	338.49	311.99 289.72	26.50 48.77
03/13/2018	03/14/2018	SOLD 14.312 SHS ALGER FUNDS SPECTRA Z ON 03/13/2018 AT 22.96	328.60	284.29 263.99	44.31 64.61
04/09/2018	04/10/2018	SOLD 15.317 SHS ALGER FUNDS SPECTRA Z ON 04/09/2018 AT 21.38	327.48	304.25 282.53	23.23 44.95
05/10/2018	05/11/2018	SOLD 14.274 SHS ALGER FUNDS SPECTRA Z ON 05/10/2018 AT 23.01	328.45	283.53 263.29	44.92 65.16
06/08/2018	06/11/2018	SOLD 13.96 SHS ALGER FUNDS SPECTRA Z ON 06/08/2018 AT 23.74	331.40	277.29 257.49	54.11 73.91
TOTAL 5,319.83 SHS			116,645.84	105,663.38 98,111.08	10,982.46 18,534.76

TRUST EB FORMAT

Statement Period
Account Number

07/01/2017 through 06/30/2018
115150004910

Schedule Of Sales

TRADE DATE	SETTLMT DATE	DESCRIPTION	PROCEEDS	MKT / COST BASIS	MKT / COST GAIN / LOSS
		BRANDES FUNDS INTERNATIONAL SMALL CAP R6			
07/14/2017	07/17/2017	SOLD 10.866 SHS BRANDES FUNDS INTERNATIONAL SMALL CAP R6 ON 07/14/2017 AT 14.27	155.06	154.30 144.92	0.76 10.14
08/08/2017	08/09/2017	SOLD 10.966 SHS BRANDES FUNDS INTERNATIONAL SMALL CAP R6 ON 08/08/2017 AT 14.37	157.58	155.72 146.25	1.86 11.33
09/14/2017	09/15/2017	SOLD 10.934 SHS BRANDES FUNDS INTERNATIONAL SMALL CAP R6 ON 09/14/2017 AT 14.45	158.00	155.26 145.83	2.74 12.17
10/17/2017	10/18/2017	SOLD 11.124 SHS BRANDES FUNDS INTERNATIONAL SMALL CAP R6 ON 10/17/2017 AT 14.38	159.96	157.96 148.38	2.00 11.58
11/08/2017	11/09/2017	SOLD 11.297 SHS BRANDES FUNDS INTERNATIONAL SMALL CAP R6 ON 11/08/2017 AT 14.27	161.21	160.42 150.69	0.79 10.52
12/12/2017	12/13/2017	SOLD 11.936 SHS BRANDES FUNDS INTERNATIONAL SMALL CAP R6 ON 12/12/2017 AT 13.66	163.04	169.29 159.35	6.25- 3.69
01/11/2018	01/12/2018	SOLD 11.806 SHS BRANDES FUNDS INTERNATIONAL SMALL CAP R6 ON 01/11/2018 AT 13.94	164.57	167.06 157.90	2.49- 6.67
02/13/2018	02/14/2018	SOLD 12.704 SHS BRANDES FUNDS INTERNATIONAL SMALL CAP R6 ON 02/13/2018 AT 13.32	169.22	179.77 169.91	10.55- 0.69-
03/13/2018	03/14/2018	SOLD 12.132 SHS BRANDES FUNDS INTERNATIONAL SMALL CAP R6 ON 03/13/2018 AT 13.54	164.27	171.67 162.26	7.40- 2.01
04/09/2018	04/10/2018	SOLD 12.282 SHS BRANDES FUNDS INTERNATIONAL SMALL CAP R6 ON 04/09/2018 AT 13.33	163.72	173.79 164.27	10.07- 0.55-
05/10/2018	05/11/2018	SOLD 12.29 SHS BRANDES FUNDS INTERNATIONAL SMALL CAP R6 ON 05/10/2018 AT 13.36	164.20	173.91 164.38	9.71- 0.18-

TRUST EB FORMAT

Statement Period
Account Number

07/01/2017 through 06/30/2018
115150004910

Schedule Of Sales

TRADE DATE	SETTLMT DATE	DESCRIPTION	PROCEEDS	MKT / COST BASIS	MKT / COST GAIN / LOSS
06/08/2018	06/11/2018	SOLD 12.647 SHS BRANDES FUNDS INTERNATIONAL SMALL CAP R6 ON 06/08/2018 AT 13.10	165.67	178.96 169.15	13.29- 3.48-
TOTAL 140.984 SHS			1,946.50	1,998.11 1,883.29	51.61- 63.21
BRANDES FUNDS EMERGING MARKETS VALUE R6					
07/14/2017	07/17/2017	SOLD 13.518 SHS BRANDES FUNDS EMERGING MARKETS VALUE R6 ON 07/14/2017 AT 9.17	123.96	119.09 108.30	4.87 15.66
08/08/2017	08/09/2017	SOLD 13.488 SHS BRANDES FUNDS EMERGING MARKETS VALUE R6 ON 08/08/2017 AT 9.34	125.98	118.83 108.06	7.15 17.92
09/14/2017	09/15/2017	SOLD 13.13 SHS BRANDES FUNDS EMERGING MARKETS VALUE R6 ON 09/14/2017 AT 9.62	126.31	115.68 105.19	10.63 21.12
10/17/2017	10/18/2017	SOLD 13.419 SHS BRANDES FUNDS EMERGING MARKETS VALUE R6 ON 10/17/2017 AT 9.53	127.88	118.28 107.62	9.60 20.26
11/08/2017	11/09/2017	SOLD 13.524 SHS BRANDES FUNDS EMERGING MARKETS VALUE R6 ON 11/08/2017 AT 9.53	128.88	119.20 108.47	9.68 20.41
12/12/2017	12/13/2017	SOLD 13.91 SHS BRANDES FUNDS EMERGING MARKETS VALUE R6 ON 12/12/2017 AT 9.37	130.34	122.61 111.56	7.73 18.78
01/10/2018	01/11/2018	SOLD 44,436.086 SHS BRANDES FUNDS EMERGING MARKETS VALUE R6 ON 01/10/2018 AT 9.92	440,805.97	391,881.48 356,784.54	48,924.49 84,021.43
01/11/2018	01/12/2018	SOLD .5 SHS BRANDES FUNDS EMERGING MARKETS VALUE R6 ON 01/11/2018 AT 10.02	5.01	4.41 4.01	0.60 1.00
TOTAL 44,517.575 SHS			441,574.33	392,599.58 357,437.75	48,974.75 84,136.58

TRUST EB FORMAT

Statement Period
Account Number

07/01/2017 through 06/30/2018
115150004910

Schedule Of Sales

TRADE DATE	SETTLMT DATE	DESCRIPTION	PROCEEDS	MKT / COST BASIS	MKT / COST GAIN / LOSS
COLUMBIA CONTRARIAN CORE					
07/14/2017	07/17/2017	SOLD 12.034 SHS COLUMBIA CONTRARIAN CORE ON 07/14/2017 AT 25.77	310.12	305.06 271.61	5.06 38.51
08/08/2017	08/09/2017	SOLD 12.136 SHS COLUMBIA CONTRARIAN CORE ON 08/08/2017 AT 25.97	315.17	307.65 273.91	7.52 41.26
09/14/2017	09/15/2017	SOLD 12.098 SHS COLUMBIA CONTRARIAN CORE ON 09/14/2017 AT 26.12	316.00	306.68 273.06	9.32 42.94
10/17/2017	10/18/2017	SOLD 11.982 SHS COLUMBIA CONTRARIAN CORE ON 10/17/2017 AT 26.70	319.92	303.74 270.44	16.18 49.48
11/08/2017	11/09/2017	SOLD 12.053 SHS COLUMBIA CONTRARIAN CORE ON 11/08/2017 AT 26.75	322.43	305.54 272.04	16.89 50.39
12/12/2017	12/13/2017	SOLD 12.46 SHS COLUMBIA CONTRARIAN CORE ON 12/12/2017 AT 26.17	326.09	316.36 281.23	9.73 44.86
01/10/2018	01/11/2018	SOLD 1,967.921 SHS COLUMBIA CONTRARIAN CORE ON 01/10/2018 AT 27.06	53,251.93	49,966.15 44,802.35	3,285.78 8,449.58
01/11/2018	01/12/2018	SOLD 12.081 SHS COLUMBIA CONTRARIAN CORE ON 01/11/2018 AT 27.25	329.20	306.74 275.04	22.46 54.16
02/13/2018	02/14/2018	SOLD 12.999 SHS COLUMBIA CONTRARIAN CORE ON 02/13/2018 AT 26.04	338.49	330.05 295.94	8.44 42.55
03/13/2018	03/14/2018	SOLD 12.216 SHS COLUMBIA CONTRARIAN CORE ON 03/13/2018 AT 26.90	328.60	310.17 278.11	18.43 50.49
04/09/2018	04/10/2018	SOLD 12.878 SHS COLUMBIA CONTRARIAN CORE ON 04/09/2018 AT 25.43	327.48	326.98 293.18	0.50 34.30

TRUST EB FORMAT

Statement Period
Account Number

07/01/2017 through 06/30/2018
115150004910

Schedule Of Sales

TRADE DATE	SETTLMT DATE	DESCRIPTION	PROCEEDS	MKT / COST BASIS	MKT / COST GAIN / LOSS
05/10/2018	05/11/2018	SOLD 12.484 SHS COLUMBIA CONTRARIAN CORE ON 05/10/2018 AT 26.31	328.45	316.97 284.21	11.48 44.24
06/08/2018	06/11/2018	SOLD 12.449 SHS COLUMBIA CONTRARIAN CORE ON 06/08/2018 AT 26.62	331.40	316.08 283.42	15.32 47.98
TOTAL 2,115.791 SHS			57,145.28	53,718.17 48,154.54	3,427.11 8,990.74
OAKMARK SELECT FUND-INSTITUTIONAL					
07/14/2017	07/17/2017	SOLD 8.072 SHS OAKMARK SELECT FUND-INSTITUTIONAL ON 07/14/2017 AT 46.10	372.13	364.85 354.60	7.28 17.53
08/08/2017	08/09/2017	SOLD 8.272 SHS OAKMARK SELECT FUND-INSTITUTIONAL ON 08/08/2017 AT 45.72	378.21	373.89 363.39	4.32 14.82
09/14/2017	09/15/2017	SOLD 8.143 SHS OAKMARK SELECT FUND-INSTITUTIONAL ON 09/14/2017 AT 46.57	379.21	368.06 357.72	11.15 21.49
10/17/2017	10/18/2017	SOLD 8.035 SHS OAKMARK SELECT FUND-INSTITUTIONAL ON 10/17/2017 AT 47.78	383.90	363.18 352.98	20.72 30.92
11/08/2017	11/09/2017	SOLD 7.953 SHS OAKMARK SELECT FUND-INSTITUTIONAL ON 11/08/2017 AT 48.65	386.91	359.48 349.38	27.43 37.53
12/12/2017	12/13/2017	SOLD 7.904 SHS OAKMARK SELECT FUND-INSTITUTIONAL ON 12/12/2017 AT 49.51	391.32	357.26 347.22	34.06 44.10
01/10/2018	01/11/2018	SOLD 1,625.565 SHS OAKMARK SELECT FUND-INSTITUTIONAL ON 01/10/2018 AT 49.99	81,261.98	73,587.29 71,610.97	7,674.69 9,651.01
01/11/2018	01/12/2018	SOLD 7.768 SHS OAKMARK SELECT FUND-INSTITUTIONAL ON 01/11/2018 AT 50.86	395.06	351.65 342.20	43.41 52.86

TRUST EB FORMAT

Statement Period
Account Number

07/01/2017 through 06/30/2018
115150004910

Schedule Of Sales

TRADE DATE	SETTLMT DATE	DESCRIPTION	PROCEEDS	MKT / COST BASIS	MKT / COST GAIN / LOSS
02 / 13 / 2018	02 / 14 / 2018	SOLD 8.583 SHS OAKMARK SELECT FUND-INSTITUTIONAL ON 02/13/2018 AT 47.32	406 . 17	388 . 54 378 . 11	17 . 63 28 . 06
03 / 13 / 2018	03 / 14 / 2018	SOLD 8.13 SHS OAKMARK SELECT FUND-INSTITUTIONAL ON 03/13/2018 AT 48.50	394 . 31	368 . 03 358 . 15	26 . 28 36 . 16
04 / 09 / 2018	04 / 10 / 2018	SOLD 8.556 SHS OAKMARK SELECT FUND-INSTITUTIONAL ON 04/09/2018 AT 45.93	392 . 97	387 . 32 376 . 92	5 . 65 16 . 05
05 / 10 / 2018	05 / 11 / 2018	SOLD 8.496 SHS OAKMARK SELECT FUND-INSTITUTIONAL ON 05/10/2018 AT 46.39	394 . 15	384 . 60 374 . 27	9 . 55 19 . 88
06 / 08 / 2018	06 / 11 / 2018	SOLD 8.455 SHS OAKMARK SELECT FUND-INSTITUTIONAL ON 06/08/2018 AT 47.03	397 . 64	382 . 75 372 . 47	14 . 89 25 . 17
TOTAL 1,723.932 SHS			85 , 933 . 96	78 , 036 . 90 75 , 938 . 38	7 , 897 . 06 9 , 995 . 58
OAKMARK INTERNATIONAL INST.					
02 / 13 / 2018	02 / 14 / 2018	SOLD 7.04 SHS OAKMARK INTERNATIONAL INST. ON 02/13/2018 AT 28.85	203 . 10	207 . 47 207 . 47	4 . 37 - 4 . 37 -
03 / 13 / 2018	03 / 14 / 2018	SOLD 6.879 SHS OAKMARK INTERNATIONAL INST. ON 03/13/2018 AT 28.66	197 . 16	202 . 72 202 . 72	5 . 56 - 5 . 56 -
04 / 09 / 2018	04 / 10 / 2018	SOLD 7.043 SHS OAKMARK INTERNATIONAL INST. ON 04/09/2018 AT 27.90	196 . 50	207 . 56 207 . 56	11 . 06 - 11 . 06 -
05 / 10 / 2018	05 / 11 / 2018	SOLD 6.829 SHS OAKMARK INTERNATIONAL INST. ON 05/10/2018 AT 28.86	197 . 08	201 . 25 201 . 25	4 . 17 - 4 . 17 -
06 / 08 / 2018	06 / 11 / 2018	SOLD 7.22 SHS OAKMARK INTERNATIONAL INST. ON 06/08/2018 AT 27.54	198 . 85	212 . 77 212 . 77	13 . 92 - 13 . 92 -
TOTAL 35.011 SHS			992 . 69	1 , 031 . 77 1 , 031 . 77	39 . 08 - 39 . 08 -

TRUST EB FORMAT

Statement Period
Account Number

07/01/2017 through 06/30/2018
115150004910

Schedule Of Sales

TRADE DATE	SETTLMT DATE	DESCRIPTION	PROCEEDS	MKT / COST BASIS	MKT / COST GAIN / LOSS
HARTFORD FUNDS MIDCAP CLASS Y					
07/14/2017	07/17/2017	SOLD 7.32 SHS HARTFORD FUNDS MIDCAP CLASS Y ON 07/14/2017 AT 33.88	248.01	245.07 189.97	2.94 58.04
08/08/2017	08/09/2017	SOLD 7.473 SHS HARTFORD FUNDS MIDCAP CLASS Y ON 08/08/2017 AT 33.73	252.06	250.20 193.94	1.86 58.12
09/14/2017	09/15/2017	SOLD 7.499 SHS HARTFORD FUNDS MIDCAP CLASS Y ON 09/14/2017 AT 33.70	252.72	251.07 194.61	1.65 58.11
10/17/2017	10/18/2017	SOLD 7.246 SHS HARTFORD FUNDS MIDCAP CLASS Y ON 10/17/2017 AT 35.31	255.86	242.60 188.05	13.26 67.81
11/08/2017	11/09/2017	SOLD 7.209 SHS HARTFORD FUNDS MIDCAP CLASS Y ON 11/08/2017 AT 35.77	257.86	241.36 187.09	16.50 70.77
12/12/2017	12/13/2017	SOLD 7.083 SHS HARTFORD FUNDS MIDCAP CLASS Y ON 12/12/2017 AT 36.82	260.79	237.14 183.82	23.65 76.97
01/10/2018	01/11/2018	SOLD 2,231.804 SHS HARTFORD FUNDS MIDCAP CLASS Y ON 01/10/2018 AT 36.60	81,684.02	74,896.65 58,738.16	6,787.37 22,945.86
01/11/2018	01/12/2018	SOLD 7.119 SHS HARTFORD FUNDS MIDCAP CLASS Y ON 01/11/2018 AT 36.99	263.33	238.91 187.36	24.42 75.97
02/13/2018	02/14/2018	SOLD 7.612 SHS HARTFORD FUNDS MIDCAP CLASS Y ON 02/13/2018 AT 35.57	270.77	255.45 200.34	15.32 70.43
03/13/2018	03/14/2018	SOLD 6.824 SHS HARTFORD FUNDS MIDCAP CLASS Y ON 03/13/2018 AT 38.52	262.85	229.01 179.60	33.84 83.25
04/09/2018	04/10/2018	SOLD 7.244 SHS HARTFORD FUNDS MIDCAP CLASS Y ON 04/09/2018 AT 36.16	261.96	243.10 190.65	18.86 71.31

TRUST EB FORMAT

Statement Period
Account Number

07/01/2017 through 06/30/2018
115150004910

Schedule Of Sales

TRADE DATE	SETTLMT DATE	DESCRIPTION	PROCEEDS	MKT / COST BASIS	MKT / COST GAIN / LOSS
05/10/2018	05/11/2018	SOLD 6.867 SHS HARTFORD FUNDS MIDCAP CLASS Y ON 05/10/2018 AT 38.26	262.74	230.45 180.73	32.29 82.01
06/08/2018	06/11/2018	SOLD 6.698 SHS HARTFORD FUNDS MIDCAP CLASS Y ON 06/08/2018 AT 39.58	265.09	224.78 176.28	40.31 88.81
TOTAL 2,317.998 SHS			84,798.06	77,785.79 60,990.60	7,012.27 23,807.46
JOHN HANCOCK INTERNATIONAL GROWTH R6					
02/13/2018	02/14/2018	SOLD 8.479 SHS JOHN HANCOCK INTERNATIONAL GROWTH R6 ON 02/13/2018 AT 27.95	236.98	241.74 241.74	4.76- 4.76-
03/13/2018	03/14/2018	SOLD 7.903 SHS JOHN HANCOCK INTERNATIONAL GROWTH R6 ON 03/13/2018 AT 29.11	230.06	225.31 225.31	4.75 4.75
04/09/2018	04/10/2018	SOLD 8.064 SHS JOHN HANCOCK INTERNATIONAL GROWTH R6 ON 04/09/2018 AT 28.43	229.27	229.90 229.90	0.63- 0.63-
05/10/2018	05/11/2018	SOLD 7.87 SHS JOHN HANCOCK INTERNATIONAL GROWTH R6 ON 05/10/2018 AT 29.22	229.95	224.37 224.37	5.58 5.58
06/08/2018	06/11/2018	SOLD 7.86 SHS JOHN HANCOCK INTERNATIONAL GROWTH R6 ON 06/08/2018 AT 29.52	232.02	224.09 224.09	7.93 7.93
TOTAL 40.176 SHS			1,158.28	1,145.41 1,145.41	12.87 12.87
PRUDENTIAL JENNISON GLOBAL OPPS Q					
01/11/2018	01/12/2018	SOLD 5.796 SHS PRUDENTIAL JENNISON GLOBAL OPPS Q ON 01/11/2018 AT 22.71	131.62	130.99 130.99	0.63 0.63
02/13/2018	02/14/2018	SOLD 6.018 SHS PRUDENTIAL JENNISON GLOBAL OPPS Q ON 02/13/2018 AT 22.49	135.34	136.01 136.01	0.67- 0.67-

TRUST EB FORMAT

Statement Period
Account Number

07/01/2017 through 06/30/2018
115150004910

Schedule Of Sales

TRADE DATE	SETTLMT DATE	DESCRIPTION	PROCEEDS	MKT / COST BASIS	MKT / COST GAIN / LOSS
03/13/2018	03/14/2018	SOLD 5.516 SHS PRUDENTIAL JENNISON GLOBAL OPPS Q ON 03/13/2018 AT 23.82	131.38	124.66 124.66	6.72 6.72
04/09/2018	04/10/2018	SOLD 5.853 SHS PRUDENTIAL JENNISON GLOBAL OPPS Q ON 04/09/2018 AT 22.37	130.94	132.28 132.28	1.34- 1.34-
05/10/2018	05/11/2018	SOLD 5.598 SHS PRUDENTIAL JENNISON GLOBAL OPPS Q ON 05/10/2018 AT 23.46	131.33	126.51 126.51	4.82 4.82
06/08/2018	06/11/2018	SOLD 5.417 SHS PRUDENTIAL JENNISON GLOBAL OPPS Q ON 06/08/2018 AT 24.46	132.50	122.42 122.42	10.08 10.08
TOTAL 34.198 SHS			793.11	772.87 772.87	20.24 20.24
THORNBURG INVESTMENT INCOME BUILDER R6					
07/14/2017	07/17/2017	SOLD 14.69 SHS THORNBURG INVESTMENT INCOME BUILDER R6 ON 07/14/2017 AT 21.10	309.96	308.19 293.76	1.77 16.20
08/08/2017	08/09/2017	SOLD 14.707 SHS THORNBURG INVESTMENT INCOME BUILDER R6 ON 08/08/2017 AT 21.42	315.02	308.54 294.10	6.48 20.92
09/14/2017	09/15/2017	SOLD 14.752 SHS THORNBURG INVESTMENT INCOME BUILDER R6 ON 09/14/2017 AT 21.41	315.85	309.49 295.00	6.36 20.85
10/17/2017	10/18/2017	SOLD 14.825 SHS THORNBURG INVESTMENT INCOME BUILDER R6 ON 10/17/2017 AT 21.57	319.77	311.10 296.70	8.67 23.07
11/08/2017	11/09/2017	SOLD 14.803 SHS THORNBURG INVESTMENT INCOME BUILDER R6 ON 11/08/2017 AT 21.77	322.27	310.63 296.25	11.64 26.02
12/12/2017	12/13/2017	SOLD 14.788 SHS THORNBURG INVESTMENT INCOME BUILDER R6 ON 12/12/2017 AT 22.04	325.93	310.32 295.95	15.61 29.98

TRUST EB FORMAT

Statement Period
Account Number

07/01/2017 through 06/30/2018
115150004910

Schedule Of Sales

TRADE DATE	SETTLMT DATE	DESCRIPTION	PROCEEDS	MKT / COST BASIS	MKT / COST GAIN / LOSS
01/10/2018	01/11/2018	SOLD 608.404 SHS THORNBURG INVESTMENT INCOME BUILDER R6 ON 01/10/2018 AT 22.34	13,591.74	12,775.79 12,193.22	815.95 1,398.52
01/11/2018	01/12/2018	SOLD 14.7 SHS THORNBURG INVESTMENT INCOME BUILDER R6 ON 01/11/2018 AT 22.39	329.14	308.68 294.61	20.46 34.53
02/13/2018	02/14/2018	SOLD 15.8 SHS THORNBURG INVESTMENT INCOME BUILDER R6 ON 02/13/2018 AT 21.42	338.44	331.78 316.65	6.66 21.79
03/13/2018	03/14/2018	SOLD 15.169 SHS THORNBURG INVESTMENT INCOME BUILDER R6 ON 03/13/2018 AT 21.66	328.55	318.53 304.01	10.02 24.54
04/09/2018	04/10/2018	SOLD 15.343 SHS THORNBURG INVESTMENT INCOME BUILDER R6 ON 04/09/2018 AT 21.34	327.43	322.17 307.62	5.26 19.81
05/10/2018	05/11/2018	SOLD 15.023 SHS THORNBURG INVESTMENT INCOME BUILDER R6 ON 05/10/2018 AT 21.86	328.40	315.45 301.20	12.95 27.20
06/08/2018	06/11/2018	SOLD 15.354 SHS THORNBURG INVESTMENT INCOME BUILDER R6 ON 06/08/2018 AT 21.58	331.35	322.40 307.84	8.95 23.51
TOTAL 788.358 SHS			17,483.85	16,553.07 15,796.91	930.78 1,686.94
UNDISCOVERED MANAGERS BEHAVIORAL VALUE R6					
07/14/2017	07/17/2017	SOLD 3.7 SHS UNDISCOVERED MANAGERS BEHAVIORAL VALUE R6 ON 07/14/2017 AT 67.06	248.09	245.98 210.85	2.11 37.24
08/08/2017	08/09/2017	SOLD 3.783 SHS UNDISCOVERED MANAGERS BEHAVIORAL VALUE R6 ON 08/08/2017 AT 66.64	252.13	251.49 215.58	0.64 36.55
09/14/2017	09/15/2017	SOLD 3.795 SHS UNDISCOVERED MANAGERS BEHAVIORAL VALUE R6 ON 09/14/2017 AT 66.61	252.79	252.29 216.26	0.50 36.53

TRUST EB FORMAT

Statement Period
Account Number

07/01/2017 through 06/30/2018
115150004910

Schedule Of Sales

TRADE DATE	SETTLMT DATE	DESCRIPTION	PROCEEDS	MKT / COST BASIS	MKT / COST GAIN / LOSS
10/17/2017	10/18/2017	SOLD 3.654 SHS UNDISCOVERED MANAGERS BEHAVIORAL VALUE R6 ON 10/17/2017 AT 70.05	255.93	242.92 208.23	13.01 47.70
11/08/2017	11/09/2017	SOLD 3.718 SHS UNDISCOVERED MANAGERS BEHAVIORAL VALUE R6 ON 11/08/2017 AT 69.38	257.94	247.17 211.88	10.77 46.06
12/12/2017	12/13/2017	SOLD 3.609 SHS UNDISCOVERED MANAGERS BEHAVIORAL VALUE R6 ON 12/12/2017 AT 72.28	260.87	239.93 205.66	20.94 55.21
01/10/2018	01/11/2018	SOLD 175.461 SHS UNDISCOVERED MANAGERS BEHAVIORAL VALUE R6 ON 01/10/2018 AT 70.83	12,427.92	11,691.52 10,102.20	736.40 2,325.72
01/11/2018	01/12/2018	SOLD 3.656 SHS UNDISCOVERED MANAGERS BEHAVIORAL VALUE R6 ON 01/11/2018 AT 72.05	263.41	243.61 210.49	19.80 52.92
02/13/2018	02/14/2018	SOLD 4.027 SHS UNDISCOVERED MANAGERS BEHAVIORAL VALUE R6 ON 02/13/2018 AT 67.26	270.85	268.33 231.86	2.52 38.99
03/13/2018	03/14/2018	SOLD 3.737 SHS UNDISCOVERED MANAGERS BEHAVIORAL VALUE R6 ON 03/13/2018 AT 70.36	262.93	249.01 215.16	13.92 47.77
04/09/2018	04/10/2018	SOLD 3.914 SHS UNDISCOVERED MANAGERS BEHAVIORAL VALUE R6 ON 04/09/2018 AT 66.95	262.04	260.80 225.35	1.24 36.69
05/10/2018	05/11/2018	SOLD 3.687 SHS UNDISCOVERED MANAGERS BEHAVIORAL VALUE R6 ON 05/10/2018 AT 71.29	262.82	245.68 212.28	17.14 50.54
06/08/2018	06/11/2018	SOLD 3.592 SHS UNDISCOVERED MANAGERS BEHAVIORAL VALUE R6 ON 06/08/2018 AT 73.83	265.17	239.35 206.81	25.82 58.36
TOTAL 220.333 SHS			15,542.89	14,678.08 12,672.61	864.81 2,870.28
TOTAL MUTUAL FUND - DOMESTIC EQUITY			929,134.34	838,343.39 745,928.44	90,790.95 183,205.90

TRUST EB FORMAT

Statement Period
Account Number

07/01/2017 through 06/30/2018
115150004910

Schedule Of Sales

TRADE DATE	SETTLMT DATE	DESCRIPTION	PROCEEDS	MKT / COST BASIS	MKT / COST GAIN / LOSS
MUTUAL FUND - INTERNATIONAL EQUITY					
BRANDES FUNDS INTERNATIONAL EQUITY - R6					
07/14/2017	07/17/2017	SOLD 10.802 SHS BRANDES FUNDS INTERNATIONAL EQUITY - R6 ON 07/14/2017 AT 17.22	186.01	182.99 160.92	3.02 25.09
08/08/2017	08/09/2017	SOLD 10.833 SHS BRANDES FUNDS INTERNATIONAL EQUITY - R6 ON 08/08/2017 AT 17.45	189.04	183.51 161.38	5.53 27.66
09/14/2017	09/15/2017	SOLD 10.881 SHS BRANDES FUNDS INTERNATIONAL EQUITY - R6 ON 09/14/2017 AT 17.42	189.54	184.32 162.10	5.22 27.44
10/17/2017	10/18/2017	SOLD 10.94 SHS BRANDES FUNDS INTERNATIONAL EQUITY - R6 ON 10/17/2017 AT 17.54	191.89	185.35 163.10	6.54 28.79
11/08/2017	11/09/2017	SOLD 11.108 SHS BRANDES FUNDS INTERNATIONAL EQUITY - R6 ON 11/08/2017 AT 17.41	193.39	188.20 165.60	5.19 27.79
12/12/2017	12/13/2017	SOLD 11.157 SHS BRANDES FUNDS INTERNATIONAL EQUITY - R6 ON 12/12/2017 AT 17.53	195.59	189.03 166.33	6.56 29.26
01/10/2018	01/11/2018	SOLD 35,370.024 SHS BRANDES FUNDS INTERNATIONAL EQUITY - R6 ON 01/10/2018 AT 18.42	651,515.84	599,259.19 527,312.41	52,256.65 124,203.43
01/11/2018	01/12/2018	SOLD .5 SHS BRANDES FUNDS INTERNATIONAL EQUITY - R6 ON 01/11/2018 AT 18.49	9.25	8.47 7.45	0.78 1.80
TOTAL 35,436.245 SHS			652,670.55	600,381.06 528,299.29	52,289.49 124,371.26
HARTFORD INTERNATIONAL VALUE - Y					
07/14/2017	07/17/2017	SOLD 14.281 SHS HARTFORD INTERNATIONAL VALUE - Y ON 07/14/2017 AT 17.37	248.06	243.92 193.25	4.14 54.81

TRUST EB FORMAT

Statement Period
Account Number

07/01/2017 through 06/30/2018
115150004910

Schedule Of Sales

TRADE DATE	SETTLMT DATE	DESCRIPTION	PROCEEDS	MKT / COST BASIS	MKT / COST GAIN / LOSS
08/08/2017	08/09/2017	SOLD 14.219 SHS HARTFORD INTERNATIONAL VALUE - Y ON 08/08/2017 AT 17.73	252.11	242.86 192.41	9.25 59.70
09/14/2017	09/15/2017	SOLD 14.113 SHS HARTFORD INTERNATIONAL VALUE - Y ON 09/14/2017 AT 17.91	252.77	241.05 190.98	11.72 61.79
10/17/2017	10/18/2017	SOLD 13.969 SHS HARTFORD INTERNATIONAL VALUE - Y ON 10/17/2017 AT 18.32	255.91	238.59 189.03	17.32 66.88
11/08/2017	11/09/2017	SOLD 13.874 SHS HARTFORD INTERNATIONAL VALUE - Y ON 11/08/2017 AT 18.59	257.91	236.97 187.74	20.94 70.17
12/12/2017	12/13/2017	SOLD 14.092 SHS HARTFORD INTERNATIONAL VALUE - Y ON 12/12/2017 AT 18.51	260.84	240.69 190.69	20.15 70.15
01/10/2018	01/11/2018	SOLD 4,058.173 SHS HARTFORD INTERNATIONAL VALUE - Y ON 01/10/2018 AT 18.33	74,386.31	69,486.19 56,035.90	4,900.12 18,350.41
01/11/2018	01/12/2018	SOLD 14.231 SHS HARTFORD INTERNATIONAL VALUE - Y ON 01/11/2018 AT 18.51	263.42	243.67 196.50	19.75 66.92
02/13/2018	02/14/2018	SOLD 15.451 SHS HARTFORD INTERNATIONAL VALUE - Y ON 02/13/2018 AT 17.53	270.86	264.56 213.35	6.30 57.51
03/13/2018	03/14/2018	SOLD 14.873 SHS HARTFORD INTERNATIONAL VALUE - Y ON 03/13/2018 AT 17.68	262.95	254.66 205.37	8.29 57.58
04/09/2018	04/10/2018	SOLD 15.043 SHS HARTFORD INTERNATIONAL VALUE - Y ON 04/09/2018 AT 17.42	262.05	257.57 207.72	4.48 54.33
05/10/2018	05/11/2018	SOLD 14.716 SHS HARTFORD INTERNATIONAL VALUE - Y ON 05/10/2018 AT 17.86	262.83	251.98 203.20	10.85 59.63
06/08/2018	06/11/2018	SOLD 15.267 SHS HARTFORD INTERNATIONAL VALUE - Y ON 06/08/2018 AT 17.37	265.19	261.41 210.81	3.78 54.38

TRUST EB FORMAT

Statement Period
Account Number

07/01/2017 through 06/30/2018
115150004910

Schedule Of Sales

TRADE DATE	SETTLMT DATE	DESCRIPTION	PROCEEDS	MKT / COST BASIS	MKT / COST GAIN / LOSS
TOTAL 4,232.302 SHS			77,501.21	72,464.12 58,416.95	5,037.09 19,084.26
CLEARBRIDGE INTERNATIONAL CM CAP - IS					
07/14/2017	07/17/2017	SOLD 8.78 SHS CLEARBRIDGE INTERNATIONAL CM CAP - IS ON 07/14/2017 AT 17.66	155.06	152.25 127.36	2.81 27.70
08/08/2017	08/09/2017	SOLD 8.73 SHS CLEARBRIDGE INTERNATIONAL CM CAP - IS ON 08/08/2017 AT 18.05	157.58	151.38 126.63	6.20 30.95
09/14/2017	09/15/2017	SOLD 8.601 SHS CLEARBRIDGE INTERNATIONAL CM CAP - IS ON 09/14/2017 AT 18.37	158.00	149.14 124.76	8.86 33.24
10/17/2017	10/18/2017	SOLD 8.468 SHS CLEARBRIDGE INTERNATIONAL CM CAP - IS ON 10/17/2017 AT 18.89	159.96	146.84 122.83	13.12 37.13
11/08/2017	11/09/2017	SOLD 8.462 SHS CLEARBRIDGE INTERNATIONAL CM CAP - IS ON 11/08/2017 AT 19.05	161.21	146.73 122.74	14.48 38.47
12/12/2017	12/13/2017	SOLD 8.581 SHS CLEARBRIDGE INTERNATIONAL CM CAP - IS ON 12/12/2017 AT 19.00	163.04	148.79 124.47	14.25 38.57
01/10/2018	01/11/2018	SOLD 3,180.984 SHS CLEARBRIDGE INTERNATIONAL CM CAP - IS ON 01/10/2018 AT 19.61	62,379.09	55,306.16 46,588.41	7,072.93 15,790.68
01/11/2018	01/12/2018	SOLD 8.345 SHS CLEARBRIDGE INTERNATIONAL CM CAP - IS ON 01/11/2018 AT 19.72	164.57	145.09 122.22	19.48 42.35
02/13/2018	02/14/2018	SOLD 9.02 SHS CLEARBRIDGE INTERNATIONAL CM CAP - IS ON 02/13/2018 AT 18.76	169.22	156.83 132.11	12.39 37.11
03/13/2018	03/14/2018	SOLD 8.596 SHS CLEARBRIDGE INTERNATIONAL CM CAP - IS ON 03/13/2018 AT 19.11	164.27	149.45 125.90	14.82 38.37

TRUST EB FORMAT

Statement Period
Account Number

07/01/2017 through 06/30/2018
115150004910

Schedule Of Sales

TRADE DATE	SETTLMT DATE	DESCRIPTION	PROCEEDS	MKT / COST BASIS	MKT / COST GAIN / LOSS
04/09/2018	04/10/2018	SOLD 8.732 SHS CLEARBRIDGE INTERNATIONAL CM CAP - IS ON 04/09/2018 AT 18.75	163.72	151.82 127.89	11.90 35.83
05/10/2018	05/11/2018	SOLD 8.499 SHS CLEARBRIDGE INTERNATIONAL CM CAP - IS ON 05/10/2018 AT 19.32	164.20	147.77 124.48	16.43 39.72
06/08/2018	06/11/2018	SOLD 8.715 SHS CLEARBRIDGE INTERNATIONAL CM CAP - IS ON 06/08/2018 AT 19.01	165.67	151.52 127.64	14.15 38.03
TOTAL 3,284.513 SHS			64,325.59	57,103.77 48,097.44	7,221.82 16,228.15
AMERICAN FUNDS NEW PERSPECTIVE F2					
07/14/2017	07/17/2017	SOLD 4.402 SHS AMERICAN FUNDS NEW PERSPECTIVE F2 ON 07/14/2017 AT 42.26	186.01	181.49 166.84	4.52 19.17
08/08/2017	08/09/2017	SOLD 4.412 SHS AMERICAN FUNDS NEW PERSPECTIVE F2 ON 08/08/2017 AT 42.85	189.04	181.91 167.22	7.13 21.82
09/14/2017	09/15/2017	SOLD 4.367 SHS AMERICAN FUNDS NEW PERSPECTIVE F2 ON 09/14/2017 AT 43.40	189.54	180.05 165.52	9.49 24.02
10/17/2017	10/18/2017	SOLD 4.311 SHS AMERICAN FUNDS NEW PERSPECTIVE F2 ON 10/17/2017 AT 44.51	191.89	177.74 163.40	14.15 28.49
11/08/2017	11/09/2017	SOLD 4.281 SHS AMERICAN FUNDS NEW PERSPECTIVE F2 ON 11/08/2017 AT 45.17	193.39	176.51 162.26	16.88 31.13
12/12/2017	12/13/2017	SOLD 4.333 SHS AMERICAN FUNDS NEW PERSPECTIVE F2 ON 12/12/2017 AT 45.14	195.59	178.65 164.23	16.94 31.36
01/10/2018	01/11/2018	SOLD 1,318.787 SHS AMERICAN FUNDS NEW PERSPECTIVE F2 ON 01/10/2018 AT 44.42	58,580.50	54,494.47 50,343.55	4,086.03 8,236.95

TRUST EB FORMAT

Statement Period
Account Number

07/01/2017 through 06/30/2018
115150004910

Schedule Of Sales

TRADE DATE	SETTLMT DATE	DESCRIPTION	PROCEEDS	MKT / COST BASIS	MKT / COST GAIN / LOSS
01/11/2018	01/12/2018	SOLD 4.424 SHS AMERICAN FUNDS NEW PERSPECTIVE F2 ON 01/11/2018 AT 44.65	197.52	182.81 168.88	14.71 28.64
02/13/2018	02/14/2018	SOLD 4.649 SHS AMERICAN FUNDS NEW PERSPECTIVE F2 ON 02/13/2018 AT 43.69	203.10	192.10 177.47	11.00 25.63
03/13/2018	03/14/2018	SOLD 4.306 SHS AMERICAN FUNDS NEW PERSPECTIVE F2 ON 03/13/2018 AT 45.79	197.16	177.93 164.38	19.23 32.78
04/09/2018	04/10/2018	SOLD 4.498 SHS AMERICAN FUNDS NEW PERSPECTIVE F2 ON 04/09/2018 AT 43.69	196.50	185.86 171.71	10.64 24.79
05/10/2018	05/11/2018	SOLD 4.342 SHS AMERICAN FUNDS NEW PERSPECTIVE F2 ON 05/10/2018 AT 45.39	197.08	179.42 165.75	17.66 31.33
06/08/2018	06/11/2018	SOLD 4.326 SHS AMERICAN FUNDS NEW PERSPECTIVE F2 ON 06/08/2018 AT 45.97	198.85	178.76 165.14	20.09 33.71
TOTAL 1,371.438 SHS			60,916.17	56,667.70 52,346.35	4,248.47 8,569.82
AMERICAN FUNDS NEW WORLD F2					
07/14/2017	07/17/2017	SOLD 2.004 SHS AMERICAN FUNDS NEW WORLD F2 ON 07/14/2017 AT 61.85	123.96	120.64 116.54	3.32 7.42
08/08/2017	08/09/2017	SOLD 2.006 SHS AMERICAN FUNDS NEW WORLD F2 ON 08/08/2017 AT 62.80	125.98	120.76 116.66	5.22 9.32
09/14/2017	09/15/2017	SOLD 1.955 SHS AMERICAN FUNDS NEW WORLD F2 ON 09/14/2017 AT 64.61	126.31	117.69 113.69	8.62 12.62
10/17/2017	10/18/2017	SOLD 1.933 SHS AMERICAN FUNDS NEW WORLD F2 ON 10/17/2017 AT 66.16	127.88	116.37 112.41	11.51 15.47

TRUST EB FORMAT

Statement Period
Account Number

07/01/2017 through 06/30/2018
115150004910

Schedule Of Sales

TRADE DATE	SETTLMT DATE	DESCRIPTION	PROCEEDS	MKT / COST BASIS	MKT / COST GAIN / LOSS
11/08/2017	11/09/2017	SOLD 1.929 SHS AMERICAN FUNDS NEW WORLD F2 ON 11/08/2017 AT 66.80	128.88	116.13 112.18	12.75 16.70
12/12/2017	12/13/2017	SOLD 1.956 SHS AMERICAN FUNDS NEW WORLD F2 ON 12/12/2017 AT 66.64	130.34	117.75 113.75	12.59 16.59
01/10/2018	01/11/2018	SOLD 618.935 SHS AMERICAN FUNDS NEW WORLD F2 ON 01/10/2018 AT 68.42	42,347.51	37,339.31 36,100.28	5,008.20 6,247.23
01/11/2018	01/12/2018	SOLD 1.917 SHS AMERICAN FUNDS NEW WORLD F2 ON 01/11/2018 AT 68.67	131.62	115.65 111.81	15.97 19.81
02/13/2018	02/14/2018	SOLD 2.031 SHS AMERICAN FUNDS NEW WORLD F2 ON 02/13/2018 AT 66.64	135.34	122.53 118.46	12.81 16.88
03/13/2018	03/14/2018	SOLD 1.891 SHS AMERICAN FUNDS NEW WORLD F2 ON 03/13/2018 AT 69.48	131.38	114.08 110.30	17.30 21.08
04/09/2018	04/10/2018	SOLD 1.953 SHS AMERICAN FUNDS NEW WORLD F2 ON 04/09/2018 AT 67.04	130.94	117.82 113.91	13.12 17.03
05/10/2018	05/11/2018	SOLD 1.928 SHS AMERICAN FUNDS NEW WORLD F2 ON 05/10/2018 AT 68.13	131.33	116.31 112.45	15.02 18.88
06/08/2018	06/11/2018	SOLD 1.957 SHS AMERICAN FUNDS NEW WORLD F2 ON 06/08/2018 AT 67.70	132.50	118.06 114.14	14.44 18.36
TOTAL 642.395 SHS			43,903.97	38,753.10 37,466.58	5,150.87 6,437.39
TOTAL MUTUAL FUND - INTERNATIONAL EQUITY			899,317.49	825,369.75 724,626.61	73,947.74 174,690.88

TRUST EB FORMAT

Statement Period
Account Number

07/01/2017 through 06/30/2018
115150004910

Schedule Of Sales

TRADE DATE	SETTLMT DATE	DESCRIPTION	PROCEEDS	MKT / COST BASIS	MKT / COST GAIN / LOSS
MUTUAL FUND - REAL ESTATE					
COHEN AND STEERS REAL ESTATE SECURITIES - Z					
07/14/2017	07/17/2017	SOLD 20.411 SHS COHEN AND STEERS REAL ESTATE SECURITIES - Z ON 07/14/2017 AT 15.19	310.04	311.27 318.35	1.23- 8.31-
08/08/2017	08/09/2017	SOLD 20.621 SHS COHEN AND STEERS REAL ESTATE SECURITIES - Z ON 08/08/2017 AT 15.28	315.09	314.47 321.62	0.62 6.53-
09/14/2017	09/15/2017	SOLD 20.238 SHS COHEN AND STEERS REAL ESTATE SECURITIES - Z ON 09/14/2017 AT 15.61	315.92	308.63 315.65	7.29 0.27
10/17/2017	10/18/2017	SOLD 20.582 SHS COHEN AND STEERS REAL ESTATE SECURITIES - Z ON 10/17/2017 AT 15.54	319.84	313.88 320.97	5.96 1.13-
11/08/2017	11/09/2017	SOLD 20.454 SHS COHEN AND STEERS REAL ESTATE SECURITIES - Z ON 11/08/2017 AT 15.76	322.35	311.92 318.97	10.43 3.38
12/12/2017	12/13/2017	SOLD 20.911 SHS COHEN AND STEERS REAL ESTATE SECURITIES - Z ON 12/12/2017 AT 15.59	326.01	318.91 326.07	7.10 0.06-
01/10/2018	01/11/2018	SOLD 22,479.821 SHS COHEN AND STEERS REAL ESTATE SECURITIES - Z ON 01/10/2018 AT 15.03	337,871.71	342,837.42 350,536.05	4,965.71- 12,664.34-
01/11/2018	01/12/2018	SOLD 13.197 SHS COHEN AND STEERS REAL ESTATE SECURITIES - Z ON 01/11/2018 AT 14.97	197.56	201.27 205.79	3.71- 8.23-
02/13/2018	02/14/2018	SOLD 14.286 SHS COHEN AND STEERS REAL ESTATE SECURITIES - Z ON 02/13/2018 AT 14.22	203.14	217.87 222.77	14.73- 19.63-
03/13/2018	03/14/2018	SOLD 13.573 SHS COHEN AND STEERS REAL ESTATE SECURITIES - Z ON 03/13/2018 AT 14.53	197.21	207.00 211.65	9.79- 14.44-

TRUST EB FORMAT

Statement Period
Account Number

07/01/2017 through 06/30/2018
115150004910

Schedule Of Sales

TRADE DATE	SETTLMT DATE	DESCRIPTION	PROCEEDS	MKT / COST BASIS	MKT / COST GAIN / LOSS
04/09/2018	04/10/2018	SOLD 13.725 SHS COHEN AND STEERS REAL ESTATE SECURITIES - Z ON 04/09/2018 AT 14.32	196.54	209.25 213.91	12.71- 17.37-
05/10/2018	05/11/2018	SOLD 13.133 SHS COHEN AND STEERS REAL ESTATE SECURITIES - Z ON 05/10/2018 AT 15.01	197.12	200.22 204.69	3.10- 7.57-
06/08/2018	06/11/2018	SOLD 13.016 SHS COHEN AND STEERS REAL ESTATE SECURITIES - Z ON 06/08/2018 AT 15.28	198.89	198.44 202.86	0.45 3.97-
TOTAL 22,683.968 SHS			340,971.42	345,950.55 353,719.35	4,979.13- 12,747.93-
PRUDENTIAL FUNDS GLOBAL REAL ESTATE CL Q					
07/14/2017	07/17/2017	SOLD 10.415 SHS PRUDENTIAL FUNDS GLOBAL REAL ESTATE CL Q ON 07/14/2017 AT 23.81	247.99	249.65 236.17	1.66- 11.82
08/08/2017	08/09/2017	SOLD 10.453 SHS PRUDENTIAL FUNDS GLOBAL REAL ESTATE CL Q ON 08/08/2017 AT 24.11	252.03	250.55 237.12	1.48 14.91
09/14/2017	09/15/2017	SOLD 10.28 SHS PRUDENTIAL FUNDS GLOBAL REAL ESTATE CL Q ON 09/14/2017 AT 24.58	252.69	246.40 233.19	6.29 19.50
10/17/2017	10/18/2017	SOLD 10.374 SHS PRUDENTIAL FUNDS GLOBAL REAL ESTATE CL Q ON 10/17/2017 AT 24.66	255.83	248.65 235.32	7.18 20.51
11/08/2017	11/09/2017	SOLD 10.426 SHS PRUDENTIAL FUNDS GLOBAL REAL ESTATE CL Q ON 11/08/2017 AT 24.73	257.83	249.92 236.58	7.91 21.25
12/12/2017	12/13/2017	SOLD 10.468 SHS PRUDENTIAL FUNDS GLOBAL REAL ESTATE CL Q ON 12/12/2017 AT 24.91	260.76	250.92 237.53	9.84 23.23
01/10/2018	01/11/2018	SOLD 12,273.233 SHS PRUDENTIAL FUNDS GLOBAL REAL ESTATE CL Q ON 01/10/2018 AT 23.89	293,207.53	294,249.53 279,115.24	1,042.00- 14,092.29

TRUST EB FORMAT

Statement Period
Account Number

07/01/2017 through 06/30/2018
115150004910

Schedule Of Sales

TRADE DATE	SETTLMT DATE	DESCRIPTION	PROCEEDS	MKT / COST BASIS	MKT / COST GAIN / LOSS
01/11/2018	01/12/2018	SOLD 6.896 SHS PRUDENTIAL FUNDS GLOBAL REAL ESTATE CL Q ON 01/11/2018 AT 23.87	164.61	165.33 156.83	0.72- 7.78
02/13/2018	02/14/2018	SOLD 7.486 SHS PRUDENTIAL FUNDS GLOBAL REAL ESTATE CL Q ON 02/13/2018 AT 22.61	169.26	179.48 170.25	10.22- 0.99-
03/13/2018	03/14/2018	SOLD 7.119 SHS PRUDENTIAL FUNDS GLOBAL REAL ESTATE CL Q ON 03/13/2018 AT 23.08	164.31	170.68 161.90	6.37- 2.41
04/09/2018	04/10/2018	SOLD 7.076 SHS PRUDENTIAL FUNDS GLOBAL REAL ESTATE CL Q ON 04/09/2018 AT 23.14	163.75	169.65 160.92	5.90- 2.83
05/10/2018	05/11/2018	SOLD 6.866 SHS PRUDENTIAL FUNDS GLOBAL REAL ESTATE CL Q ON 05/10/2018 AT 23.92	164.24	164.58 156.16	0.34- 8.08
06/08/2018	06/11/2018	SOLD 6.867 SHS PRUDENTIAL FUNDS GLOBAL REAL ESTATE CL Q ON 06/08/2018 AT 24.13	165.71	164.60 156.18	1.11 9.53
TOTAL 12,377.959 SHS			295,726.54	296,759.94 281,493.39	1,033.40- 14,233.15
TOTAL MUTUAL FUND - REAL ESTATE			636,697.96	642,710.49 635,212.74	6,012.53- 1,485.22
TOTAL SALES			2,495,942.52	2,337,255.34 2,136,478.91	158,687.18 359,463.61

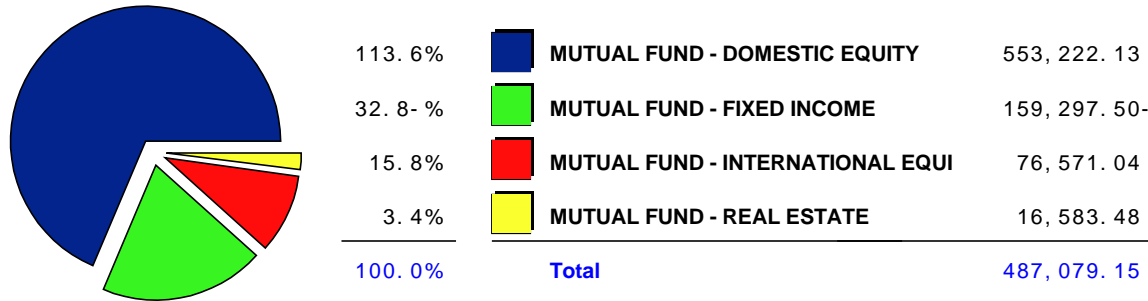
TRUST EB FORMAT

Statement Period
Account Number

07/01/2017 through 06/30/2018
115150004910

Schedule Of Unrealized Gains & Losses

Unrealized Gains & Losses Allocation



Unrealized Gains & Losses Schedule

DESCRIPTION	UNITS	BEGINNING MKT / COST	ENDING MKT VALUE	GAIN / LOSS MKT / COST
MUTUAL FUND - FIXED INCOME				
BLACKROCK TOTAL RETURN - K	111,327.886	1,305,582.64 1,322,887.86	1,260,231.67	45,350.97- 62,656.19-
GUGGENHEIM INVESTMENTS MACRO OPPORTUNITIES INST.	48,232.238	1,285,753.08 1,270,692.70	1,280,565.92	5,187.16- 9,873.22
GUGGENHEIM INVESTMENTS INVESTMENT GRADE BOND FUND	69,757.055	1,288,804.22 1,280,114.10	1,285,622.52	3,181.70- 5,508.42
HARTFORD WORLD BOND - Y	60,412.604	630,905.41 627,781.68	647,623.11	16,717.70 19,841.43
LEGG MASON BW GLOBAL OPPORTUNITIES BOND IS	59,446.277	652,952.84 642,769.43	613,485.58	39,467.26- 29,283.85-

TRUST EB FORMAT

Statement Period
Account Number

07/01/2017 through 06/30/2018
115150004910

Schedule Of Unrealized Gains & Losses

DESCRIPTION	UNITS	BEGINNING MKT / COST	ENDING MKT VALUE	GAIN / LOSS MKT / COST
LEGG MASON BW ALTERNATIVE CREDIT	61,795.986	636,571.97 639,570.91	640,206.41	3,634.44 635.50
PRUDENTIAL FUNDS TOTAL RETURN BOND CL Q	89,435.858	1,293,186.94 1,273,064.63	1,260,151.24	33,035.70- 12,913.39-
WESTERN ASSET CORE PLUS BOND IS	110,697.607	1,303,202.83 1,310,105.26	1,249,775.98	53,426.85- 60,329.28-
TOTAL MUTUAL FUND - FIXED INCOME		8,396,959.93 8,366,986.57	8,237,662.43	159,297.50- 129,324.14-
MUTUAL FUND - DOMESTIC EQUITY				
ALGER FUNDS SMALL CAP FOCUS Z	52,618.58	756,623.32 577,302.45	1,021,326.64	264,703.32 444,024.19
ALGER FUNDS SPECTRA Z	48,412.961	961,646.74 892,986.48	1,124,633.08	162,986.34 231,646.60
BRANDES FUNDS INTERNATIONAL SMALL CAP R6	38,413.392	543,403.38 513,689.09	478,630.86	64,772.52- 35,058.23-
COLUMBIA CONTRARIAN CORE	39,336.844	998,775.20 895,555.86	1,027,085.00	28,309.80 131,529.14
OAKMARK SELECT FUND-INSTITUTIONAL	25,488.427	1,153,829.16 1,122,841.05	1,166,350.42	12,521.26 43,509.37
OAKMARK INTERNATIONAL INST.	21,653.999	638,143.55 638,143.55	572,098.65	66,044.90- 66,044.90-
HARTFORD FUNDS MIDCAP CLASS Y	23,162.923	777,319.76 609,617.79	890,382.76	113,063.00 280,764.97
JOHN HANCOCK INTERNATIONAL GROWTH R6	26,118.764	744,645.97 744,645.97	736,287.96	8,358.01- 8,358.01-
PRUDENTIAL JENNISON GLOBAL OPPS Q	18,811.836	425,147.56 425,147.56	452,048.42	26,900.86 26,900.86

TRUST EB FORMAT

Statement Period
Account Number

07/01/2017 through 06/30/2018
115150004910

Schedule Of Unrealized Gains & Losses

DESCRIPTION	UNITS	BEGINNING MKT / COST	ENDING MKT VALUE	GAIN / LOSS MKT / COST
THORNBURG INVESTMENT INCOME BUILDER R6	48,397.132	1,016,470.71 971,029.41	1,028,923.03	12,452.32 57,893.62
UNDISCOVERED MANAGERS BEHAVIORAL VALUE R6	12,016.547	800,700.32 691,854.91	872,160.98	71,460.66 180,306.07
TOTAL MUTUAL FUND - DOMESTIC EQUITY		8,816,705.67 8,082,814.12	9,369,927.80	553,222.13 1,287,113.68
MUTUAL FUND - INTERNATIONAL EQUITY				
HARTFORD INTERNATIONAL VALUE - Y	46,608.161	798,049.65 643,572.86	778,356.29	19,693.36- 134,783.43
CLEARBRIDGE INTERNATIONAL CM CAP - IS	27,104.683	471,255.40 396,972.78	485,986.97	14,731.57 89,014.19
AMERICAN FUNDS NEW PERSPECTIVE F2	14,316.768	591,592.59 546,530.17	644,111.39	52,518.80 97,581.22
AMERICAN FUNDS NEW WORLD F2	6,197.369	373,876.93 361,470.56	402,890.96	29,014.03 41,420.40
TOTAL MUTUAL FUND - INTERNATIONAL EQUITY		2,234,774.57 1,948,546.37	2,311,345.61	76,571.04 362,799.24
MUTUAL FUND - REAL ESTATE				
COHEN AND STEERS REAL ESTATE SECURITIES - Z	42,361.481	645,925.04 660,215.25	657,873.80	11,948.76 2,341.45-
PRUDENTIAL FUNDS GLOBAL REAL ESTATE CL Q	22,072.748	529,084.33 502,014.37	533,719.05	4,634.72 31,704.68
TOTAL MUTUAL FUND - REAL ESTATE		1,175,009.37 1,162,229.62	1,191,592.85	16,583.48 29,363.23
TOTAL UNREALIZED GAINS & LOSSES		20,623,449.54 19,560,576.68	21,110,528.69	487,079.15 1,549,952.01

TRUST EB FORMAT

Statement Period
Account Number

07/01/2017 through 06/30/2018
115150004910

Balance Sheet


	AS OF 07/01/2017		AS OF 06/30/2018	
	AVG COST VALUE	MARKET VALUE	AVG COST VALUE	MARKET VALUE
A S S E T S				
CASH	38,928.49	38,928.49	24,766.84	24,766.84
DUE FROM BROKERS	0.00	0.00	0.00	0.00
TOTAL CASH & RECEIVABLES	38,928.49	38,928.49	24,766.84	24,766.84
MUTUAL FUNDS				
MUTUAL FUND - FIXED INCOME	7,551,302.18	7,581,396.13	8,366,986.57	8,237,662.43
MUTUAL FUND - DOMESTIC EQUITY	5,711,016.99	6,491,126.03	8,082,814.12	9,369,927.80
MUTUAL FUND - INTERNATIONAL EQUI	3,484,753.20	3,917,922.00	1,948,546.37	2,311,345.61
MUTUAL FUND - REAL ESTATE	1,733,447.99	1,753,725.49	1,162,229.62	1,191,592.85
TOTAL MUTUAL FUNDS	18,480,520.36	19,744,169.65	19,560,576.68	21,110,528.69
TOTAL HOLDINGS	18,480,520.36	19,744,169.65	19,560,576.68	21,110,528.69
TOTAL ASSETS	18,519,448.85	19,783,098.14	19,585,343.52	21,135,295.53
L I A B I L I T I E S				
DUE TO BROKERS	38,928.49	38,928.49	24,766.84	24,766.84
TOTAL LIABILITIES	38,928.49	38,928.49	24,766.84	24,766.84
TOTAL NET ASSET VALUE	18,480,520.36	19,744,169.65	19,560,576.68	21,110,528.69




TRUST EB FORMAT

Statement Period
Account Number

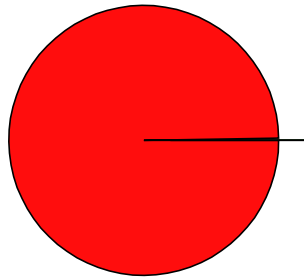
07/01/2017 through 06/30/2018
115150004910




Beginning Market Allocation



0.2%		CASH & RECEIVABLES	38,928.49
0.2%		LIABILITIES	38,928.49-
100.0%		MUTUAL FUNDS	19,744,169.65
100.0%		Total	19,744,169.65

Ending Market Allocation



0.1%		CASH & RECEIVABLES	24,766.84
0.1%		LIABILITIES	24,766.84-
100.0%		MUTUAL FUNDS	21,110,528.69
100.0%		Total	21,110,528.69

TRUST EB FORMAT

Statement Period
Account Number

07/01/2017 through 06/30/2018
115150004910

Schedule Of Prior Period Trades Settled

DATE	DESCRIPTION	DUE FROM BROKERS	DUE TO BROKERS
07/03/2017	PURCHASED 242.541 SHS BLACKROCK TOTAL RETURN - K ON 06/30/2017 AT 11.74 FOR REINVESTMENT		2,847.43
07/03/2017	PURCHASED 127.271 SHS GUGGENHEIM INVESTMENTS MACRO OPPORTUNITIES INST. ON 06/30/2017 AT 26.64 FOR REINVESTMENT		3,390.50
07/03/2017	PURCHASED 170.383 SHS GUGGENHEIM INVESTMENTS INVESTMENT GRADE BOND FUND ON 06/30/2017 AT 18.47 FOR REINVESTMENT		3,146.98
07/03/2017	PURCHASED 179.161 SHS LEGG MASON BW GLOBAL OPPORTUNITIES BOND IS ON 06/30/2017 AT 11.00 FOR REINVESTMENT		1,970.77
07/03/2017	PURCHASED 545.394 SHS LEGG MASON BW ALTERNATIVE CREDIT ON 06/30/2017 AT 10.29 FOR REINVESTMENT		5,612.10
07/03/2017	PURCHASED 204.599 SHS PRUDENTIAL FUNDS TOTAL RETURN BOND CL Q ON 06/30/2017 AT 14.46 FOR REINVESTMENT		2,958.50
07/03/2017	PURCHASED 274.328 SHS WESTERN ASSET CORE PLUS BOND IS ON 06/30/2017 AT 11.78 FOR REINVESTMENT		3,231.58
07/05/2017	PURCHASED 138.742 SHS BRANDES FUNDS INTERNATIONAL SMALL CAP R6 ON 06/30/2017 AT 14.20 FOR REINVESTMENT		1,970.14
07/05/2017	PURCHASED 172.124 SHS BRANDES FUNDS EMERGING MARKETS VALUE R6 ON 06/30/2017 AT 8.81 FOR REINVESTMENT		1,516.41
07/05/2017	PURCHASED 367.077 SHS BRANDES FUNDS INTERNATIONAL EQUITY - R6 ON 06/30/2017 AT 16.94 FOR REINVESTMENT		6,218.28

TRUST EB FORMAT

Statement Period
Account Number

07/01/2017 through 06/30/2018
115150004910

Schedule Of Prior Period Trades Settled

DATE	DESCRIPTION	DUE FROM BROKERS	DUE TO BROKERS
07/05/2017	PURCHASED 397.757 SHS COHEN AND STEERS REAL ESTATE SECURITIES - Z ON 06/30/2017 AT 15.25 FOR REINVESTMENT		6,065.80
	TOTAL PRIOR PERIOD TRADES SETTLED		38,928.49
	NET RECEIVABLE/PAYABLE		38,928.49-

TRUST EB FORMAT

Statement Period
Account Number

07/01/2017 through 06/30/2018
115150004910

Schedule Of Pending Trades End Of Period

DATE	DESCRIPTION	DUE FROM BROKERS	DUE TO BROKERS
07/02/2018	PURCHASED 295.62 SHS BLACKROCK TOTAL RETURN - K ON 06/29/2018 AT 11.32 FOR REINVESTMENT		3,346.42
07/02/2018	PURCHASED 149.231 SHS GUGGENHEIM INVESTMENTS MACRO OPPORTUNITIES INST. ON 06/29/2018 AT 26.55 FOR REINVESTMENT		3,962.07
07/02/2018	PURCHASED 172.046 SHS GUGGENHEIM INVESTMENTS INVESTMENT GRADE BOND FUND ON 06/29/2018 AT 18.43 FOR REINVESTMENT		3,170.81
07/02/2018	PURCHASED 1.983 SHS HARTFORD WORLD BOND - Y ON 06/28/2018 AT 10.72 FOR REINVESTMENT		21.26
07/02/2018	PURCHASED 290.395 SHS PRUDENTIAL FUNDS TOTAL RETURN BOND CL Q ON 06/29/2018 AT 14.09 FOR REINVESTMENT		4,091.67
07/02/2018	PURCHASED 322.234 SHS WESTERN ASSET CORE PLUS BOND IS ON 06/29/2018 AT 11.29 FOR REINVESTMENT		3,638.02
07/03/2018	PURCHASED 92.99 SHS BRANDES FUNDS INTERNATIONAL SMALL CAP R6 ON 06/29/2018 AT 12.46 FOR REINVESTMENT		1,158.65
07/03/2018	PURCHASED 346.294 SHS COHEN AND STEERS REAL ESTATE SECURITIES - Z ON 06/29/2018 AT 15.53 FOR REINVESTMENT		5,377.94
	TOTAL PENDING TRADES END OF PERIOD		24,766.84
	NET RECEIVABLE/PAYABLE		24,766.84 -